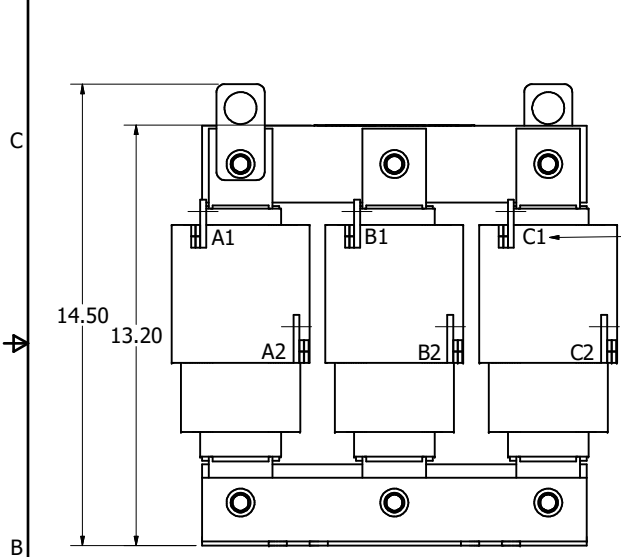
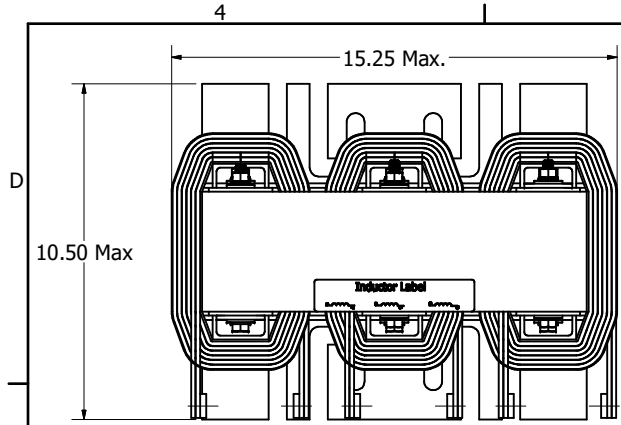
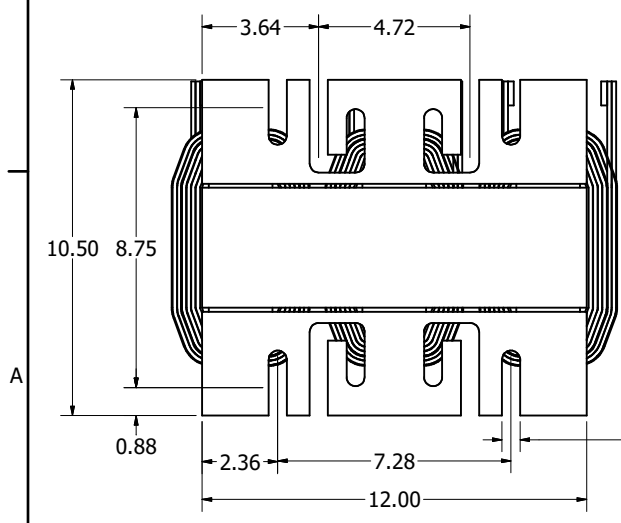
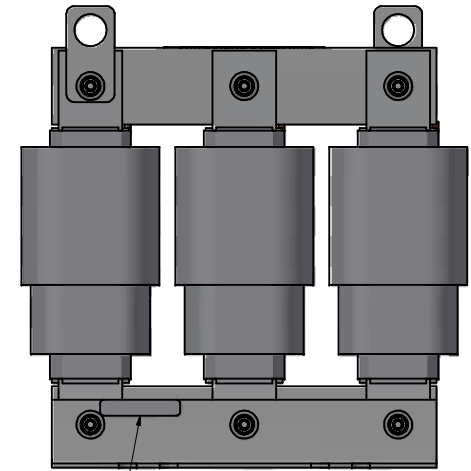
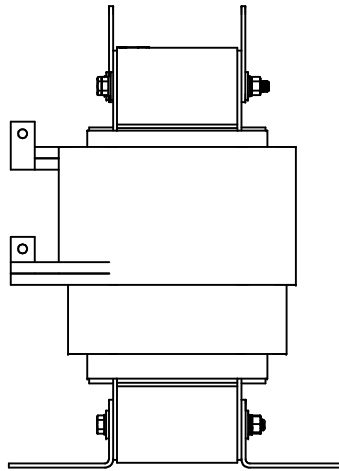


TCI Part Number	Horsepower (HP)	Rated Amps (A)	Rated Voltage (V)	--uH +8%/-2%	Approx Weight (LBS)	Terminal Hole Size (Inches)	Available Lug Kit
KTR60A65HL	400	152	480	429	185	0.28	SLK11

System Voltage 480V, 292Hz.



Markings For Reference Only.



Customer Is Responsible For Installation  
To Meet All National And Local Electrical Codes.  
Material(s) Shall be RoHS Compliant

DIMENSIONS IN INCHES (EXCEPT AS NOTED). TOLERANCES (EXCEPT AS NOTED): DECIMAL .XX ± .25 .XXX ± .10 FRACTIONAL ± 1/32 ANGULAR ± 1°	THE INFORMATION AND DESIGN CONTAINED IN THIS DRAWING ARE CONFIDENTIAL AND THE PROPRIETARY PROPERTY OF ALLIENT INC. AND ITS SUBSIDIARIES. NEITHER THIS DESIGN NOR ANY INFORMATION CONTAINED IN THIS DRAWING MAY BE REPRODUCED OR DISCLOSED TO OTHERS WITHOUT THE EXPRESS WRITTEN CONSENT OF ALLIENT INC. AND ITS SUBSIDIARIES.		DESIGNED BY <b>DSW</b>	DATE 3/27/17		W132N10611 Grant Drive Germantown, WI 53022 © 2025 Allient Inc.	
	E	7005	Match Revs/ 15465 to 32766	4/24/2025	DSW	<b>KTR60A65HL</b> 400HP, 152 Amps, 480V	
	B	5175	COIL Redesigned	3/31/2020	DSW		
	A		As Designed	3/27/17	DSW		
NO	ECO	REVISION	DATE	BY			
		SCALE	1/3	DEN. NO.	106192DG	SIZE	C
						SHT. 1 OF 1	