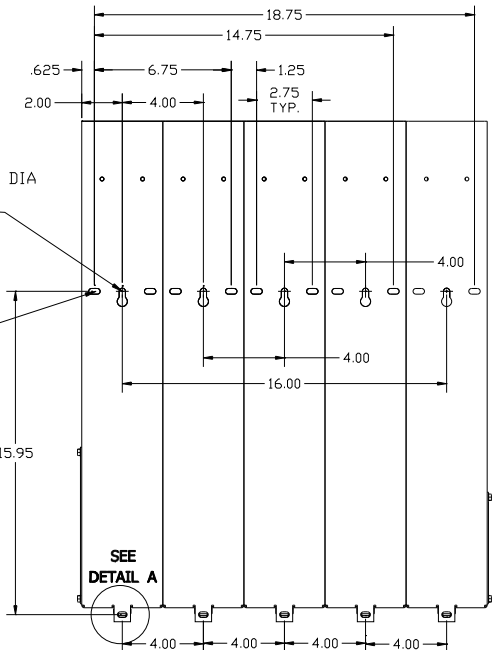
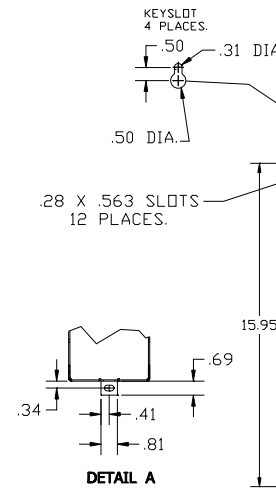
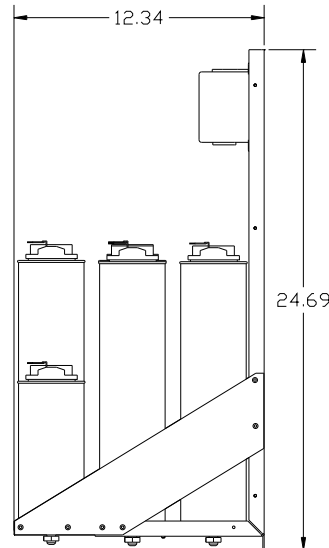
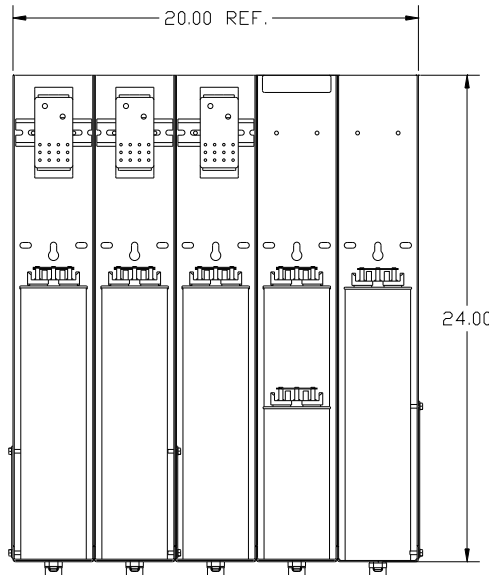
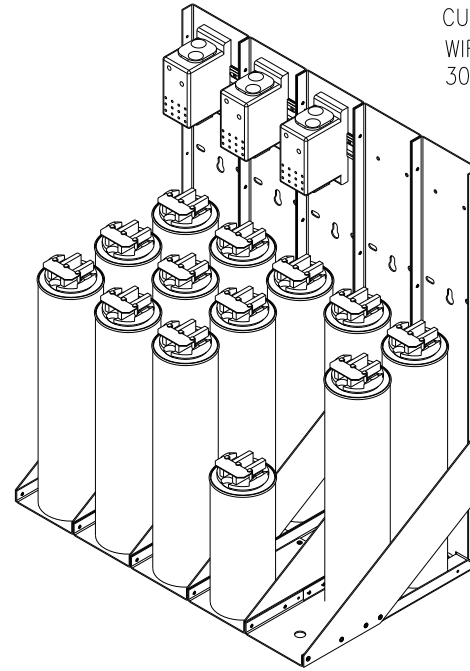
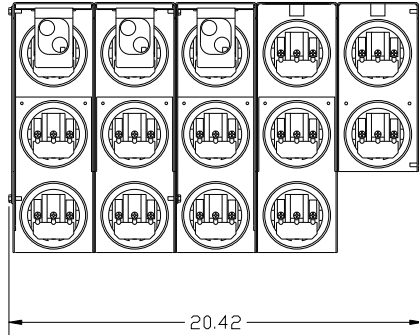


KPCUL270C60, 600V, 270kVar, 900HP.

APPROX. WEIGHT: 95LBS

CUSTOMER INPUT:
WIRE RANGE TIGHTENING TORQUE.
300kcmil to 4AWG. 275 LB.-IN.



NOTE: 27908, Manual KPC Installation Guide
MUST SHIP WITH EACH ASSEMBLY.

TOLERANCES (EXCEPT AS NOTED)				TCL [®] W132 N10611 Grant Drive Germanstown, WI 53022	
DECIMAL					
			.XX ± .02	KPCUL270C60, 900HP, 270kVar. PANELIZED CAPS	
C	BRACKET UPGRADE	6/3/13	JDS		FRACTIONAL
B	DIM CHANGE	12/29/11	DSW		± 1/32
A	AS BUILT	9/8/11	DSW		ANGULAR
NO	REVISION	DATE	BY	± 1/2°	DRN BY: DSW DATE: 8/30/11 DWG NO: 104850DG SCALE: TO FIT SIZE: C SHT. 1 OF 1