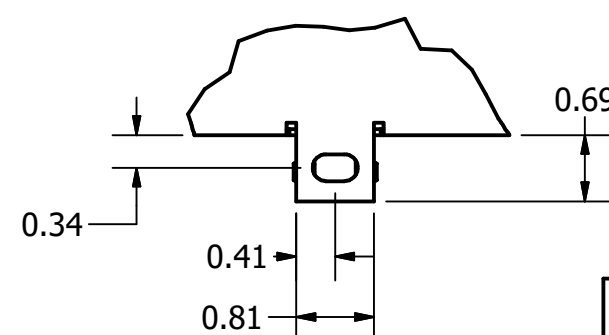
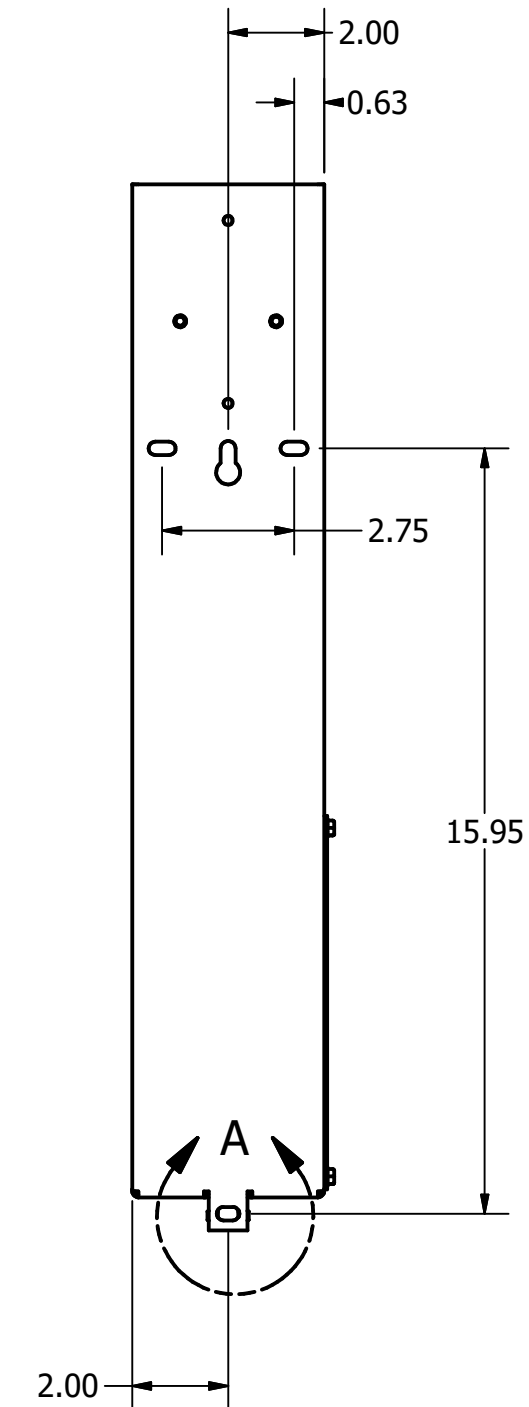

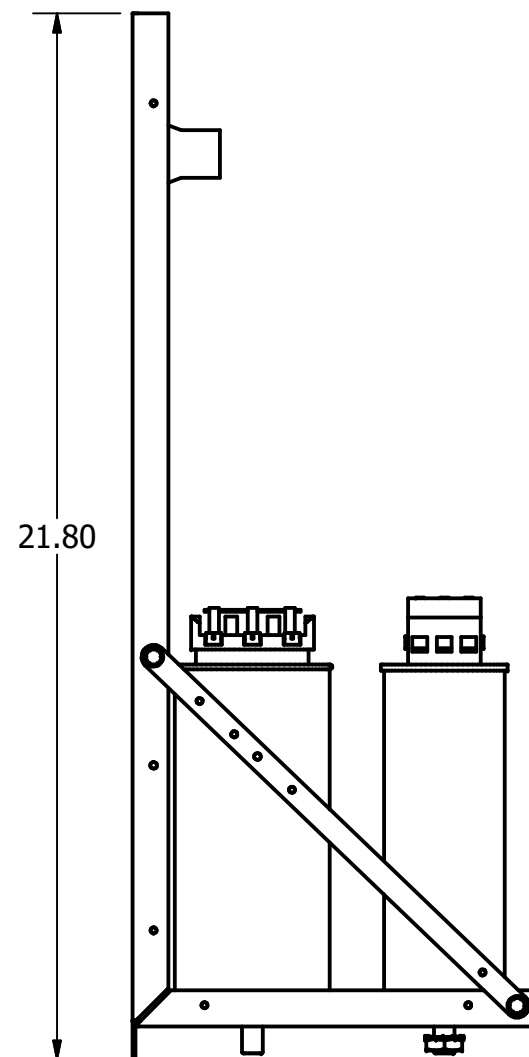
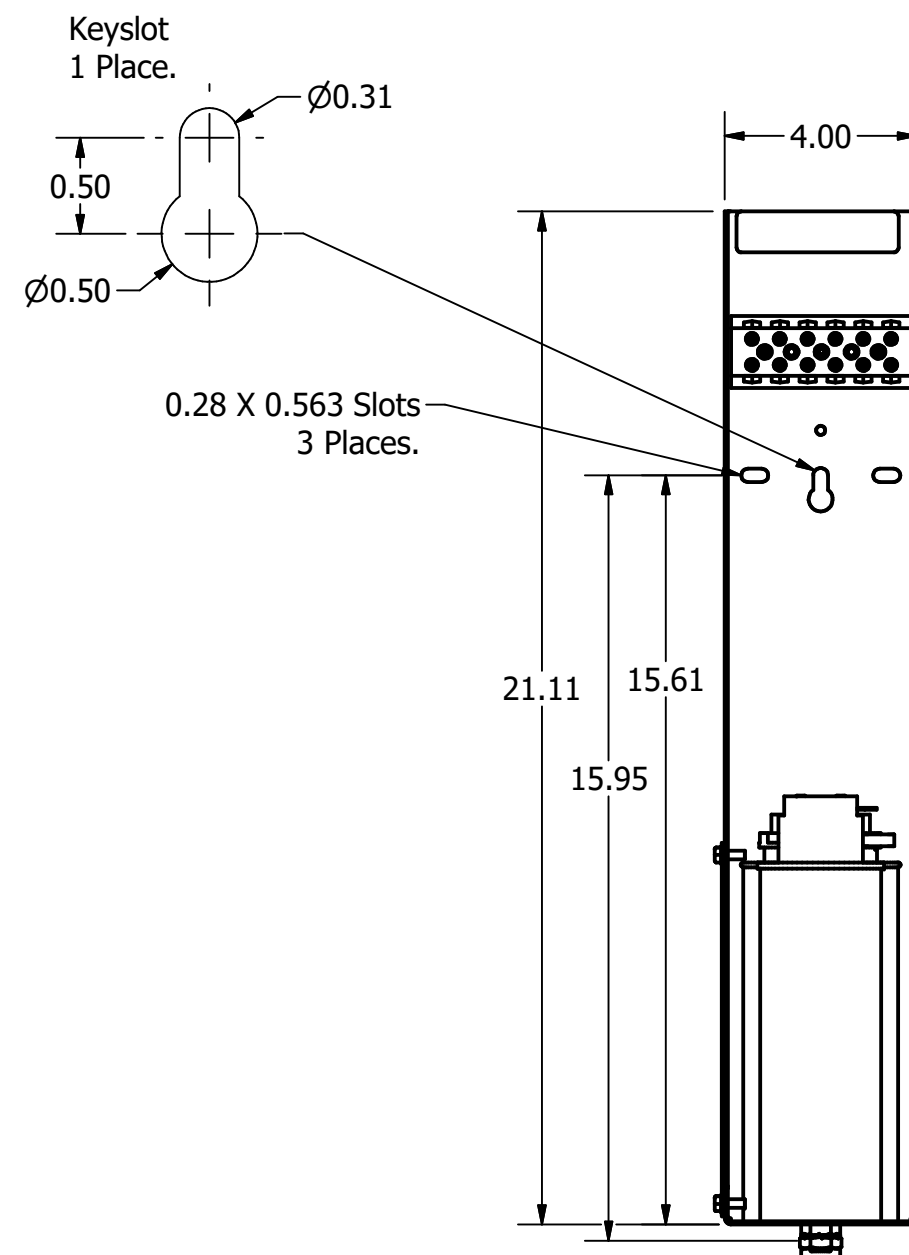
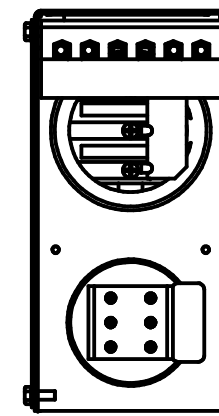



KPCUL015C64, 600V, 15kVar
 Approx. Weight: 8 Lbs

Customer Input	
Wire Range	Tightening Torque
1-4 Awg	35 Lb-In
6-14 Awg	30
16-20 Awg	25
22 Awg	20

Cap Connection	
Wire Range	Tightening Torque
14-4 Awg	17.5 Lb-In



DETAIL A

Note: 27908, Manual KPC Installation Guide
 MUST SHIP WITH EACH ASSEMBLY.

HOLE TOLERANCE $\pm .005$

TCI, LLC CLAIMS PROPRIETARY RIGHTS IN THE MATERIAL HEREIN DISCLOSED. IT IS SUPPLIED WITHOUT PREJUDICE TO ANY PATENT RIGHTS OF TCI AND MAY NOT BE REPRODUCED OR USED TO MANUFACTURE ANYTHING SHOWN THEREIN WITHOUT WRITTEN PERMISSION FROM TCI.

TOLERANCES (EXCEPT AS NOTED)			
DECIMAL			
			.XX $\pm .25$
			.XXX $\pm .10$
FRACTIONAL			
			$\pm 1/16$
ANGULAR			
			$\pm 1^\circ$

TCI W132 N10611 Grant Drive
 Germantown, WI 53022

KPCUL015C64, 15kVar
 Panelized Caps, SW

DRN BY: JRN DATE: 06/29/20 108538DG
 SCALE: APRVD: SIZE: C