


LABEL PLACED ON INSIDE WALL OF CABINET.

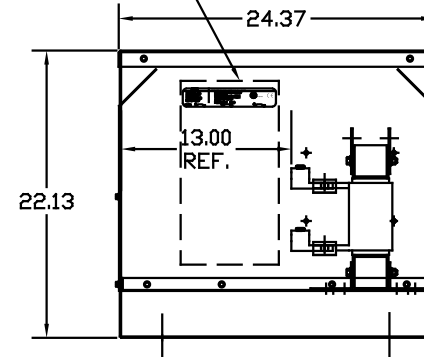
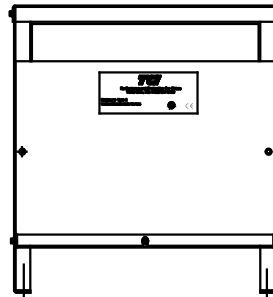
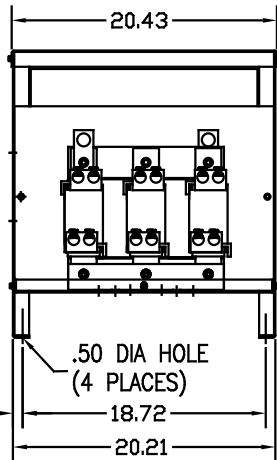
CATALOG NO	VOLTS(V.)	__mH±10%	__AMPS(A)	APPROX WT-LBS
KLRUL420APTE01	14.40	.053	420	181
KLRUL420BPTE01	7.20	.026	420	166
KLRUL420DPTE01	17.24	.063	420	181
KLRUL420FPTE01	8.62	.031	420	166

LUG WIRE RANGE TWO 600MCM-2, AL. OR CU.  
FOR REACTOR.  
TIGHTENING TORQUE. 500 LB-IN



LABEL PLACED ON FRONT OF CABINET.

RECOMMENDED CONDUIT ENTRANCE AREA - LEFT FRONT SIDE, BOTTOM FRONT. RIGHT FRONT SIDE AND TOP.



VENDOR LILLY POWDER COATINGS, INC.  
PRODUCT CODE 312E  
COLOR PEBBLE GRAY  
POWDER TYPE POLYESTER POLYURETHANE

PAINT SUITABLE FOR OUTDOOR APPLICATION PER UL TYPE 3R AND APPLIED PER A UL ACCEPTED DTW2 COATING PROGRAM.

CUSTOMER IS RESPONSIBLE FOR INSTALLATION TO MEET ALL LOCAL AND NATIONAL CODES

NO	REVISION	DATE	BY	TOLERANCES EXCEPT AS NOTED	 7878 N. 86th STREET MILWAUKEE, WI 53224  <b>KLR FRAME L (ILSO LUGS) TYPE1 ENCLOSURE</b>	DRN BY	DATE	DWG NO.
				DECIMAL .XX ± .03 .XXX ± .01		DSW	12/09/03	B
				FRACTIONAL ± 1/32		SCALE	APPROV.	
				ANGULAR ± 1/2°		TO FIT		
								KLRULENCL-30DG SHT.1 of 1