
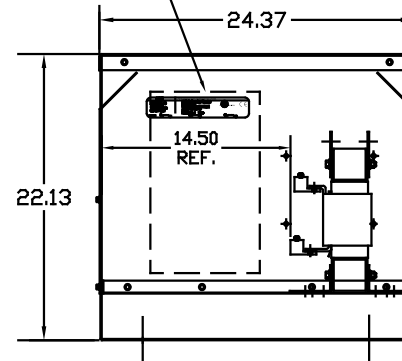
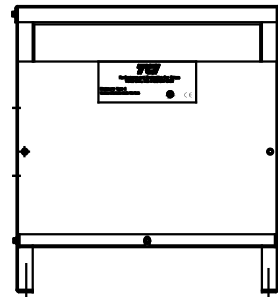
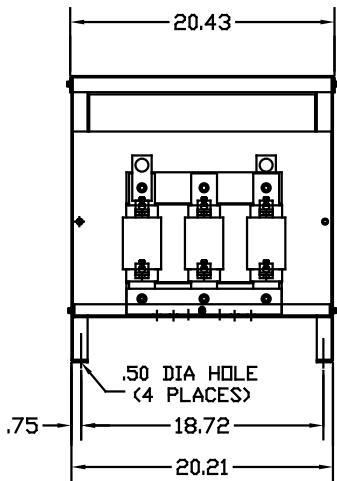


LABEL PLACED ON INSIDE WALL OF CABINET.

RECOMMENDED CONDUIT ENTRANCE AREA - LEFT FRONT SIDE, BOTTOM FRONT, RIGHT FRONT SIDE AND TOP.

CATALOG NO	VOLTS(V.)	__mH±10%	__AMPS(A)	APPROX WT-LBS
KLRUL160CPTE01	24.0	.230	160	155
KLRUL160EPTTE01	28.75	.275	160	155
KLRUL200APTE01	14.4	.110	200	153
KLRUL200DPTE01	17.25	.132	200	153

LUG WIRE RANGE 250MCM-6, AL OR CU.  
FOR REACTOR.  
TIGHTENING TORQUE. 275 LB-IN



LABEL PLACED ON FRONT OF CABINET.

VENDOR LILLY POWDER COATINGS, INC.  
PRODUCT CODE 312E  
COLOR PEBBLE GRAY  
POWDER TYPE POLYESTER POLYURETHANE

PAINT SUITABLE FOR OUTDOOR APPLICATION PER UL TYPE 3R AND APPLIED PER A UL ACCEPTED DTW2 COATING PROGRAM.

CUSTOMER IS RESPONSIBLE FOR INSTALLATION TO MEET ALL LOCAL AND NATIONAL CODES

NO	REVISION	DATE	BY	TOLERANCES EXCEPT AS NOTED	7878 N. 86th STREET MILWAUKEE, WI 53224 KLR FRAME L (ILSCO LUGS) TYPE 1 ENCLOSURE	DRN BY	DATE	DWG NO.	
				DECIMAL			DSW	12/08/03	B
				.XX ± .03 .XXX ± .01			SCALE	APPROV.	
				FRACTIONAL ± 1/32 ANGULAR ± 1/2°			TO FIT		
								KLRULENCL-17DG	
								SHT. 1 of 1	