

LABEL PLACED ON INSIDE WALL OF CABINET.

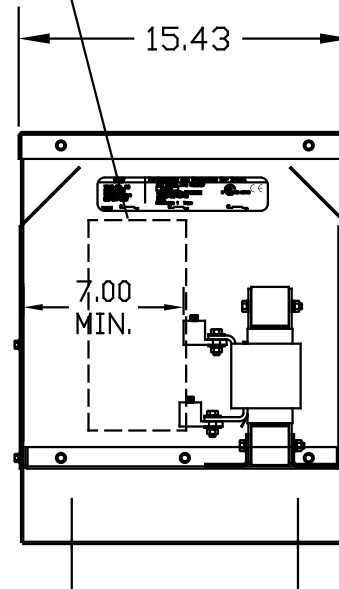
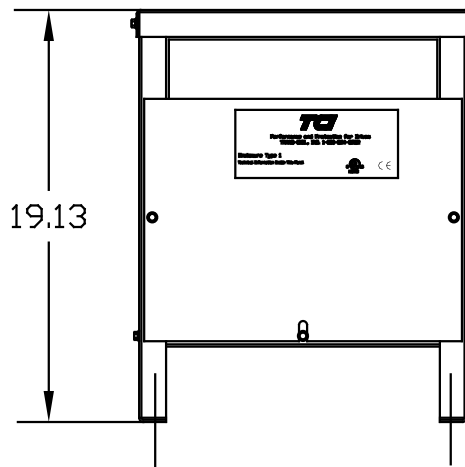
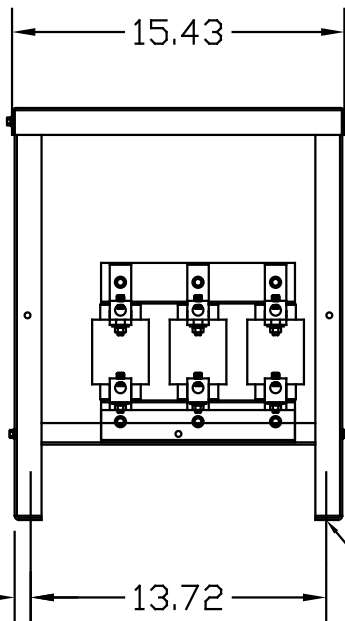
CATALOG NO	VOLTS(V.)	__mH±10%	__AMPS(A)	APPRX WT-LBS
KLRUL160BPTTE01	7.20	.069	160	85
KLRUL160DPTTE01	17.25	.165	160	85
KLRUL160FPTTE01	8.62	.083	160	85

RECOMMENDED CONDUIT ENTRANCE AREA - LEFT FRONT SIDE, BOTTOM FRONT, RIGHT FRONT SIDE AND TOP.

LUG WIRE RANGE 250MCM-6, AL OR CU.
FOR REACTOR.
TIGHTENING TORQUE. 275 LB-IN



LABEL PLACED ON FRONT OF CABINET.



VENDOR LILLY POWDER COATINGS, INC.
 PRODUCT CODE 312E
 COLOR PEBBLE GRAY
 POWDER TYPE POLYESTER POLYURETHANE
 PAINT SUITABLE FOR OUTDOOR APPLICATION PER UL TYPE 3R
 AND APPLIED PER A UL ACCEPTED DTW2 COATING PROGRAM.

.75 → 13.72 → .44 DIA HOLES 4 PLACES.

CUSTOMER IS RESPONSIBLE FOR INSTALLATION TO MEET ALL LOCAL AND NATIONAL CODES

				TOLERANCES EXCEPT AS NOTED
				DECIMAL
				.XX ± .03
				.XXX ± .01
				FRACTIONAL
				± 1/32
				ANGULAR
				± 1/2°
NO	REVISION	DATE	BY	

TCI 7878 N. 86th STREET
 MILWAUKEE, WI 53224

KLR FRAME I (ILSCO LUGS)
TYPE 1 ENCLOSURE

DRN BY	DATE	DWG NO.
DSW	12/08/03	B
SCALE	APPRVD.	
TO FIT		

KLRULENCL-16DG
SHT.1 of 1