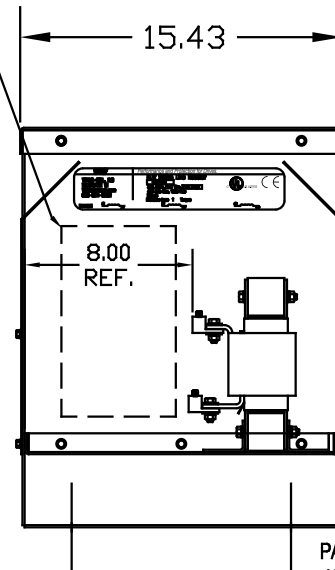
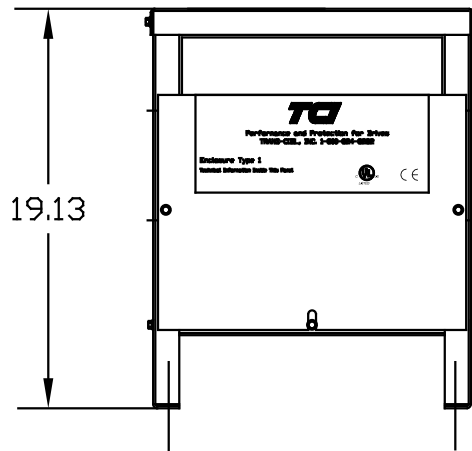
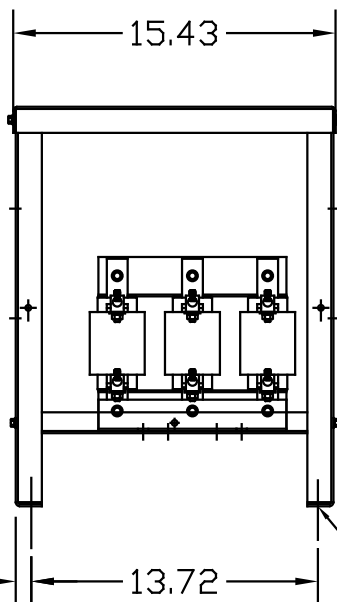


LABEL PLACED ON INSIDE WALL OF CABINET.

CATALOG NO	VOLTS(V.)	__mH±10%	__AMPS(A)	APPROX WT-LBS
KLRUL110APTE01	14.40	.200	110	86
KLRUL110DPTE01	17.25	.240	110	87
KLRUL130DPTE01	17.25	.203	130	87

LUG WIRE RANGE 2/0-6, AL OR CU.  
FOR REACTOR.  
TIGHTENING TORQUE. 120 LB-IN

RECOMMENDED CONDUIT ENTRANCE AREA - LEFT FRONT SIDE, BOTTOM FRONT. RIGHT FRONT SIDE AND TOP.



VENDOR LILLY POWDER COATINGS, INC.  
PRODUCT CODE 312E  
COLOR PEBBLE GRAY  
POWDER TYPE POLYESTER POLYURETHANE

PAINT SUITABLE FOR OUTDOOR APPLICATION PER UL TYPE 3R AND APPLIED PER A UL ACCEPTED DTW2 COATING PROGRAM.

.75 → 13.72 → .44 DIA HOLES 4 PLACES.

CUSTOMER IS RESPONSIBLE FOR INSTALLATION TO MEET ALL LOCAL AND NATIONAL CODES

NO	REVISION	DATE	BY	TOLERANCES EXCEPT AS NOTED	7878 N. 86th STREET MILWAUKEE, WI 53224 <b>KLR FRAME I (ILSCO LUGS) TYPE 1 ENCLOSURE</b>	DRN BY	DATE	DWG. NO.	
				DECIMAL			DSW	12/08/03	B
				.XX ± .03					
				.XXX ± .01					
				FRACTIONAL ± 1/32					
				ANGULAR ± 1/2°					
						SCALE TO FIT	APPRV.		
								KLRULENCL-10DG SHT. 1 of 1	