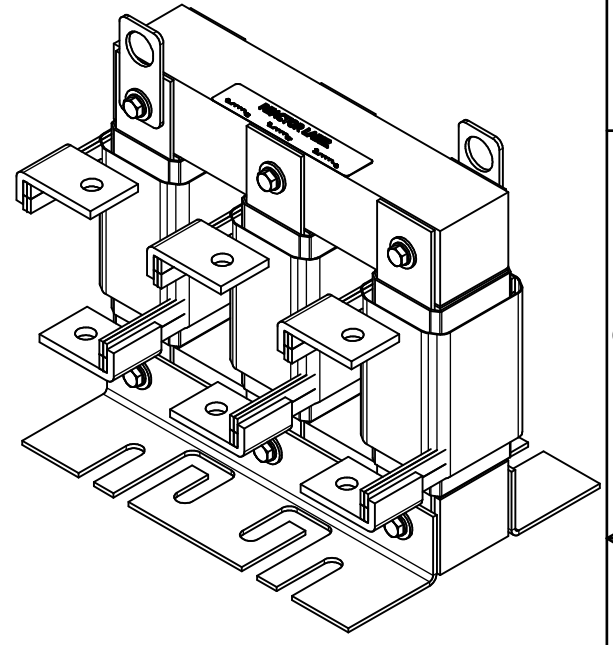
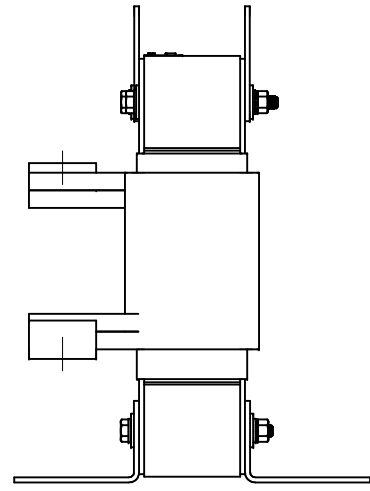
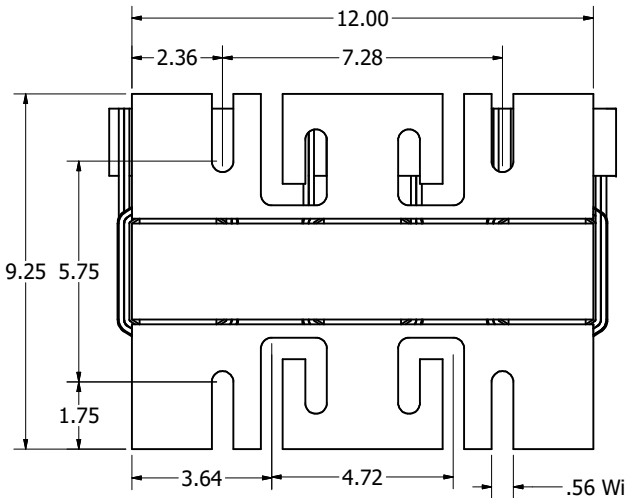
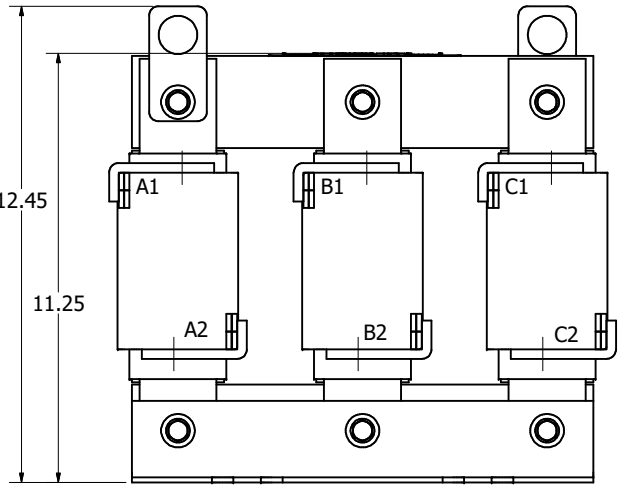
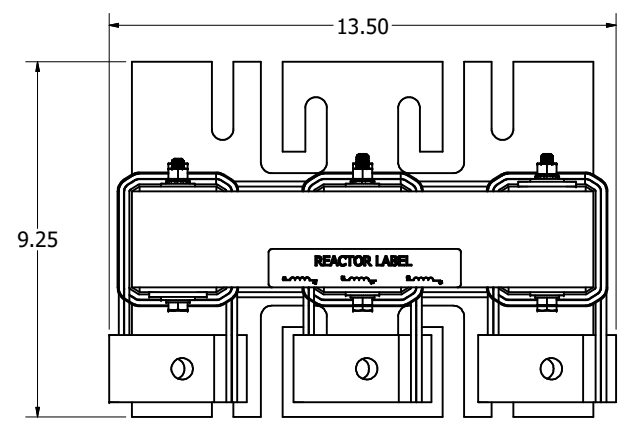


Part Number	Horsepower (HP)	Amps (A)	---uH+/-10%	Weight (LBS)	Terminal Hole Size (Inches)
KLR480BCB	400	480	23.1	85	0.56



NOTE: MARKINGS A1,A2,B1,B2,C1,C2 ON COILS, ARE FOR REFERENCE ONLY.

THE INFORMATION AND DESIGNS CONTAINED IN THIS DRAWING ARE CONFIDENTIAL AND THE PROPRIETARY PROPERTY OF ALLIED MOTION TECHNOLOGIES INC. AND ITS SUBSIDIARIES. NEITHER THIS DESIGN NOR ANY INFORMATION CONTAINED IN THIS DRAWING MAY BE REPRODUCED OR DISCLOSED TO OTHERS WITHOUT THE EXPRESS WRITTEN CONSENT OF ALLIED MOTION TECHNOLOGIES INC. AND ITS SUBSIDIARIES.					TOLERANCES (EXCEPT AS NOTED)	W132N10611 (Rev 13 Feb) Germantown, WI 53022 © 2023 TCI, LLC	
					DECIMAL .XX ± .25 .XXX ± .10		
	F	6523, Coil Redesigned	12/19/2023	DSW		FRACTIONAL ± 1/32	KLR480BCB Input Line Inductor
	E	3285 was drawing KLR-30	3/20/2015	DSW		ANGULAR ± 1°	
NO	REVISION	DATE	BY			DWN BY: DSW DATE: 3/20/2015 SCALE: 1:2.5 105940DG SHEET 1 OF 1	