

CATALOG NO	VOLTS<V>	__mH±10%	__AMPS<A>	APPROX WT-LBS
KLR250CCB	24.0	.147	250	115
KLR250ECB	28.75	.176	250	115

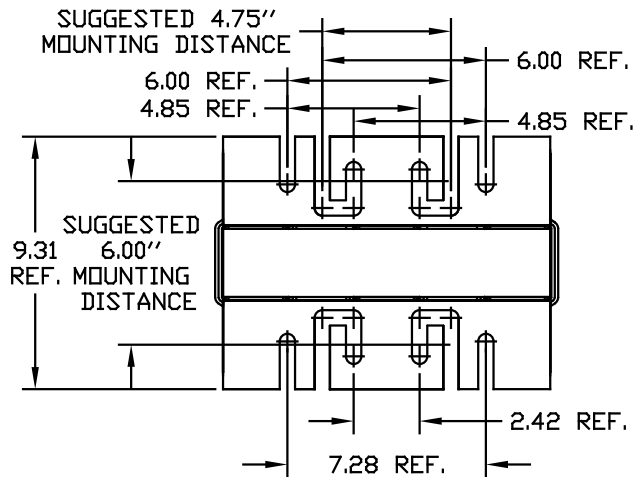
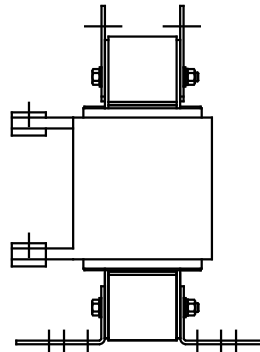
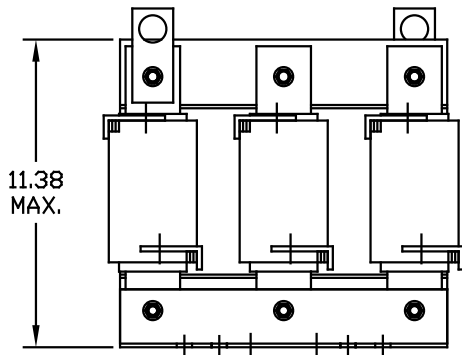
TCI Performance and Protection for Drives.

TRANS-COIL, INC
MILWAUKEE WI
WWW.transcoil.com
800-824-8262

KLR Series Line Reactor
CATALOG# []
3PH, 60Hz, 600V Max, [] Amps
40C Amb Max, 115C Rise

UL[®] SA[®] CE

A1 A2 B1 B2 C1 C2



TOLERANCES EXCEPT AS NOTED:				7878 N. 86th STREET MILWAUKEE, WI 53224	
				TCI SINE-GUARD REACTOR KLR CB'S (FRAME L)	
2235, MOUNTING CHG	06/04/03	DSW		DRG BY: BW DATE: 04/02/98 SCALE: TO FIT	DRG. NO.: KLR-34DG SHT. 1 OF 1