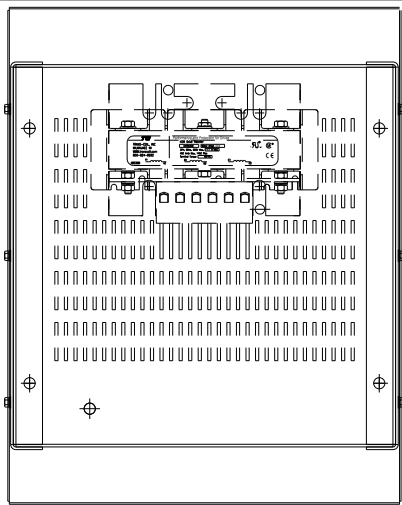
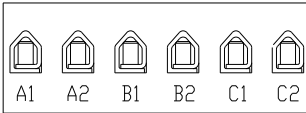


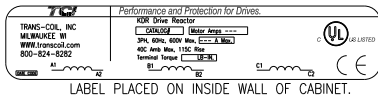
CATALOG NO	VOLTAGE	NEC MOTOR HP	NEC MOTOR CURRENT	WATTS LOSS	APPROX. WEIGHT-LBS	TORQUE (LB-IN)
KDRULF45HE3R	575/600	50	52	166	68	SEE BELOW



NOTE: A1, A2, B1, B2, C1, C2, MARKINGS ON TERMINAL BLOCK FOR REFERENCE ONLY.



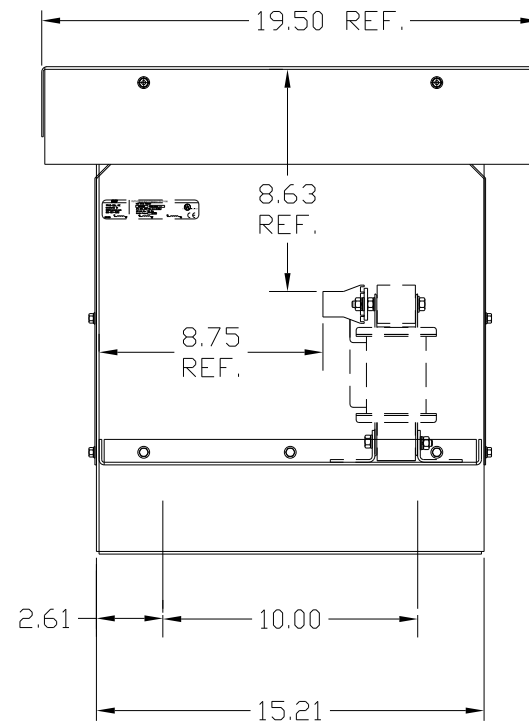

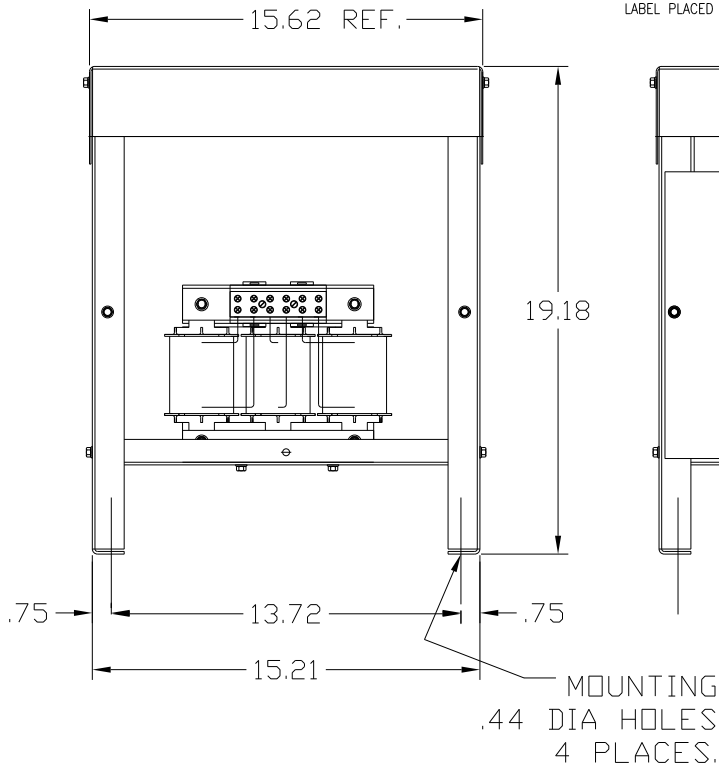
TERMINAL BLK MARKING



TORQUE(LB-IN)=CUSTOMER WIRE
35=1 AWG THRU 4 AWG
30=6 AWG THRU 14 AWG
25=16 AWG THRU 20 AWG
20=22 AWG

NOTE 1: WATTS LOSS WILL VARY DUE TO FUNDAMENTAL FREQUENCY, CARRIER FREQUENCY AND OTHER SYSTEM CHARACTERISTICS.
KDR DRIVE REACTORS COMPLY WITH THE THERMAL AND ALTITUDE STANDARDS SET FORTH BY NEMA ST20-1992..

NEC MOTOR CURRENTS SHOWN IN THE 208/240 VOLT CHART ARE BASED ON HORSEPOWER AT 208 VOLT. 575/600 VOLT CHART USE THE 575 VOLT CURRENT RATING.



CUSTOMER IS RESPONSIBLE FOR INSTALLATION TO MEET ALL NATIONAL AND LOCAL ELECTRICAL CODES.

NOTE: USE ONLY HUBS OR FITTINGS THAT COMPLY WITH UL514B FOR TYPE 3R ENCLOSURES.

FINISH:
VENDOR - LILLY POWDER COATINGS, INC.
PRODUCT CODE - 312E
COLOR - PEBBLE GRAY
POWDER TYPE - POLYESTER-POLYURETHANE

PAINT SUITABLE FOR OUTDOOR APPLICATION PER UL TYPE 3R AND APPLIED PER A UL ACCEPTED DTVV2 COATING PROGRAM.

				TOLERANCES (EXCEPT AS NOTED)		TCI 7878 N. 86th STREET MILWAUKEE, WI 53224	
				DECIMAL		KDR DRIVE REACTOR 575V, ENCLOSED, TYPE 3R	
				.XX ±.03			
				.XXX ±.01			
				FRACTIONAL ± 1/32			
				ANGULAR ± 1/2°		DRN BY DSW DATE 9/20/04 DWG. NO. KDRULF45HE3RDG	
NO	REVISION	DATE	BY	SCALE	APRVD	SHT. 1 OF 1	