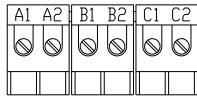
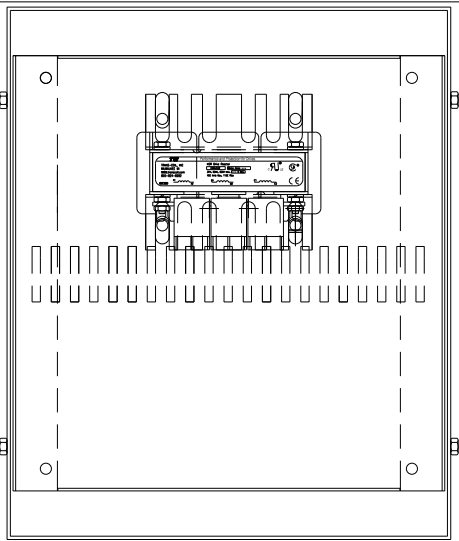


CATALOG NO	VOLTAGE	NEC MOTOR HP	NEC MOTOR CURRENT	WATTS LOSS	APPROX. WEIGHT-LBS	TORQUE (LB-IN)
KDRULA5LE3R	480	10.0	14.0	64.0	19	10

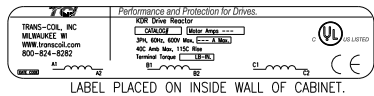


TERMINAL BLK MARKING

NOTE: A1, A2, B1, B2, C1, C2, MAKING'S ON TERMINAL BLOCK FOR REFERENCE ONLY.

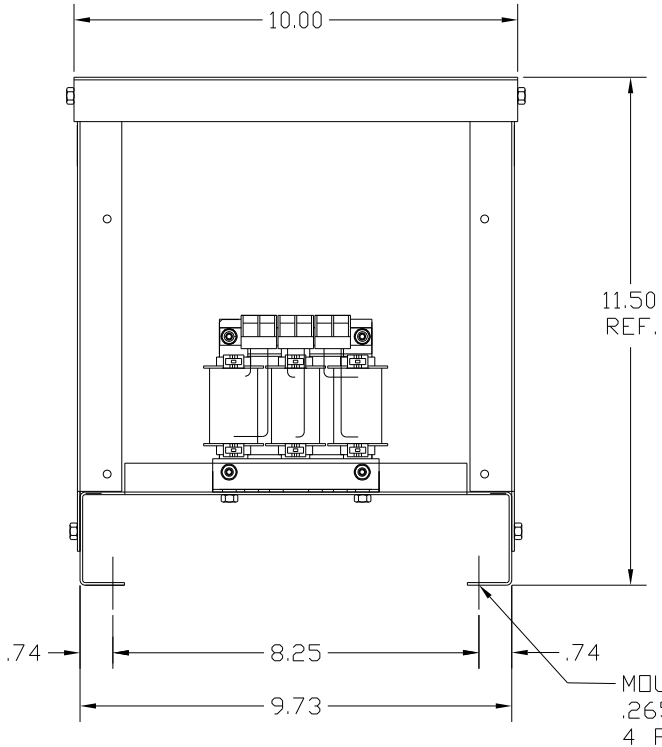
NOTE 1: WATTS LOSS WILL VARY DUE TO FUNDAMENTAL FREQUENCY, CARRIER FREQUENCY AND OTHER SYSTEM CHARACTERISTICS.

KDR DRIVE REACTORS COMPLY WITH THE THERMAL AND ALTITUDE STANDARDS SET FORTH BY NEMA ST20-1992..

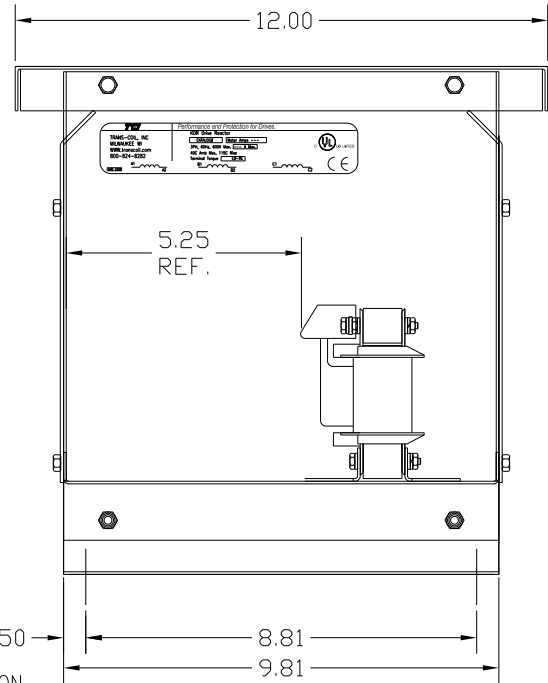



LABEL PLACED ON INSIDE WALL OF CABINET.

NEC MOTOR CURRENTS SHOWN IN THE 208/240 VOLT CHART ARE BASED ON HORSEPOWER AT 208 VOLT. 575/600 VOLT CHART USE THE 575 VOLT CURRENT RATING.



MOUNTING .265 DIA HOLES 4 PLACES



CUSTOMER IS RESPONSIBLE FOR INSTALLATION TO MEET ALL NATIONAL AND LOCAL ELECTRICAL CODES.

NOTE: USE ONLY HUBS OR FITTINGS THAT COMPLY WITH UL514B FOR TYPE 3R ENCLOSURES.

FINISH:
 VENDOR - LILLY POWDER COATINGS, INC.
 PRODUCT CODE - 312E
 COLOR - PEBBLE GRAY
 POWDER TYPE - POLYESTER-POLYURETHANE
 PAINT SUITABLE FOR OUTDOOR APPLICATION PER UL TYPE 3R AND APPLIED PER A UL ACCEPTED DTVV2 COATING PROGRAM.

				7878 N. 86th STREET MILWAUKEE, WI 53224	
				KDR DRIVE REACTOR 480V, ENCLOSED, TYPE 3R	
TOLERANCES (EXCEPT AS NOTED):		DECIMAL		DRN. BY	DATE
		.XX ± .03		DSW	9/20/04
		.XXX ± .01		SCALE	APRVD.
		FRACTIONAL ± 1/32		DWG. NO.	
		ANGULAR ± 1/2°		B KDRULA5LE3RDRG	
NO	REVISION	DATE	BY	SHT. 1 OF 1	