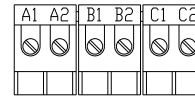


CATALOG NO	VOLTAGE	NEC MOTOR HP	NEC MOTOR CURRENT	WATTS LOSS	APPROX. WEIGHT-LBS	TORQUE (LB-IN)
KDRULA36PE3R	575	10	11	SEE NOTE: 1	20	10

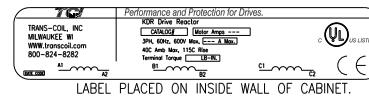


TERMINAL BLK MARKING

NOTE: A1, A2, B1, B2, C1, C2, MARKING'S ON TERMINAL BLOCK FOR REFERENCE ONLY.

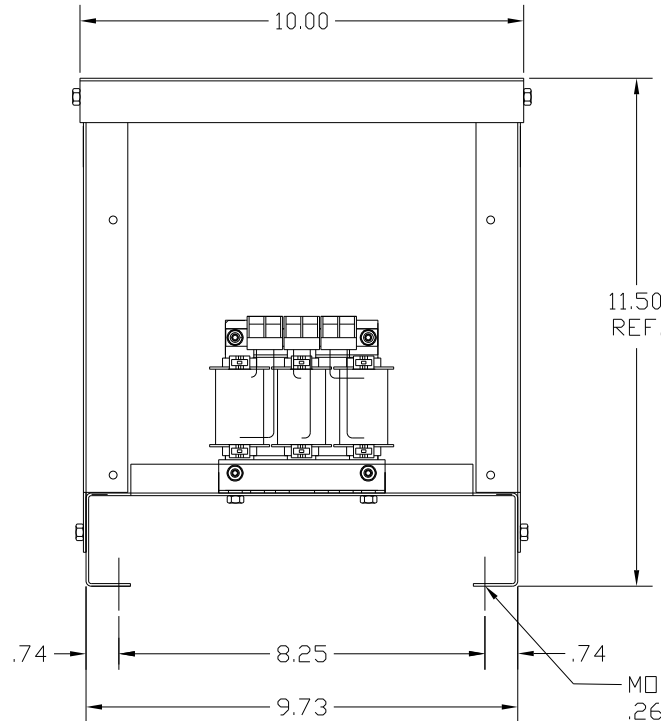
NOTE 1: WATTS LOSS WILL VARY DUE TO FUNDAMENTAL FREQUENCY, CARRIER FREQUENCY AND OTHER SYSTEM CHARACTERISTICS.

KDR DRIVE REACTORS COMPLY WITH THE THERMAL AND ALTITUDE STANDARDS SET FORTH BY NEMA ST20-1992..

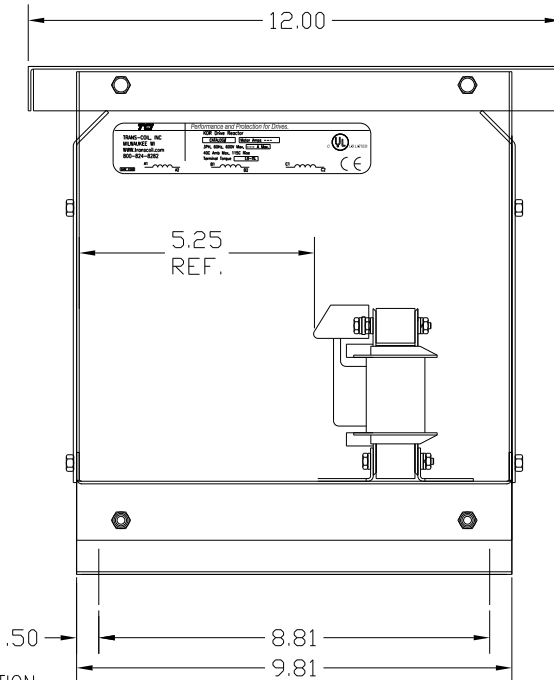
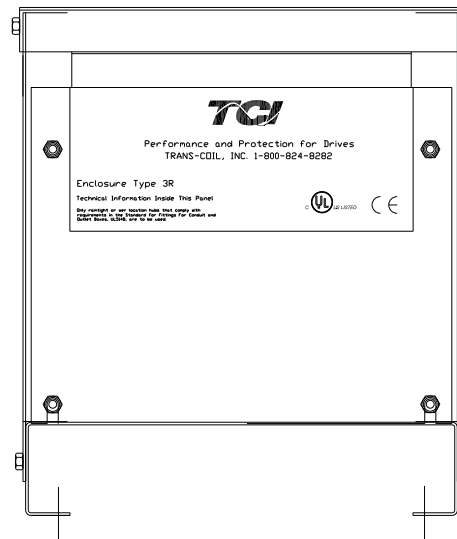


LABEL PLACED ON INSIDE WALL OF CABINET.

NEC MOTOR CURRENTS SHOWN IN THE 208/240 VOLT CHART ARE BASED ON HORSEPOWER AT 208 VOLT. 575/600 VOLT CHART USE THE 575 VOLT CURRENT RATING.



MOUNTING .265 DIA HOLES 4 PLACES



CUSTOMER IS RESPONSIBLE FOR INSTALLATION TO MEET ALL NATIONAL AND LOCAL ELECTRICAL CODES.

NOTE: USE ONLY HUBS OR FITTINGS THAT COMPLY WITH UL514B FOR TYPE 3R ENCLOSURES.

FINISH:
 VENDOR - LILLY POWDER COATINGS, INC.
 PRODUCT CODE - 312E
 COLOR - PEBBLE GRAY
 POWDER TYPE - POLYESTER-POLYURETHANE
 PAINT SUITABLE FOR OUTDOOR APPLICATION PER UL TYPE 3R AND APPLIED PER A UL ACCEPTED DTVV2 COATING PROGRAM.

				TCI 7878 N. 86th STREET MILWAUKEE, WI 53224	
				KDR OUTPUT REACTOR 575V, ENCLOSED, TYPE 3R	
TOLERANCES (EXCEPT AS NOTED):		DRN. BY		DATE	
DECIMAL		DSW		9/20/04	
.XX ± .03		SCALE		APRVD.	
.XXX ± .01				DWG. NO.	
FRACTIONAL				KDRULA36PE3R.DWG	
± 1/32				SHT. 1 of 1	
ANGULAR		NO			
± 1/2°		REVISION		DATE	
				BY	