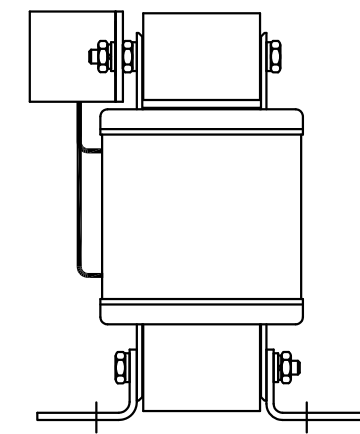
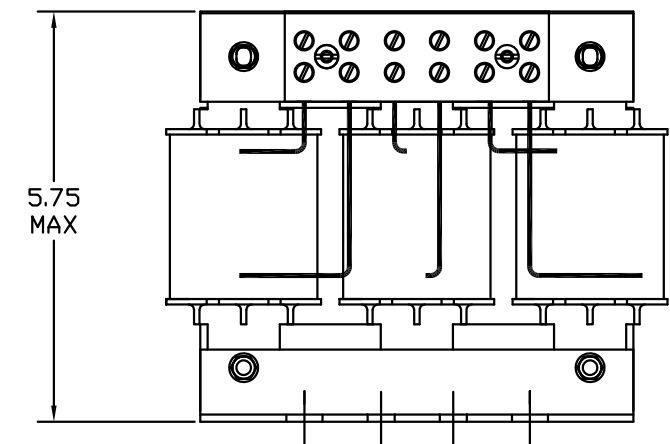
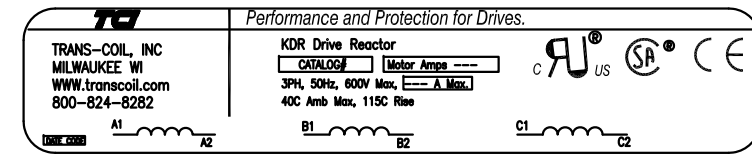
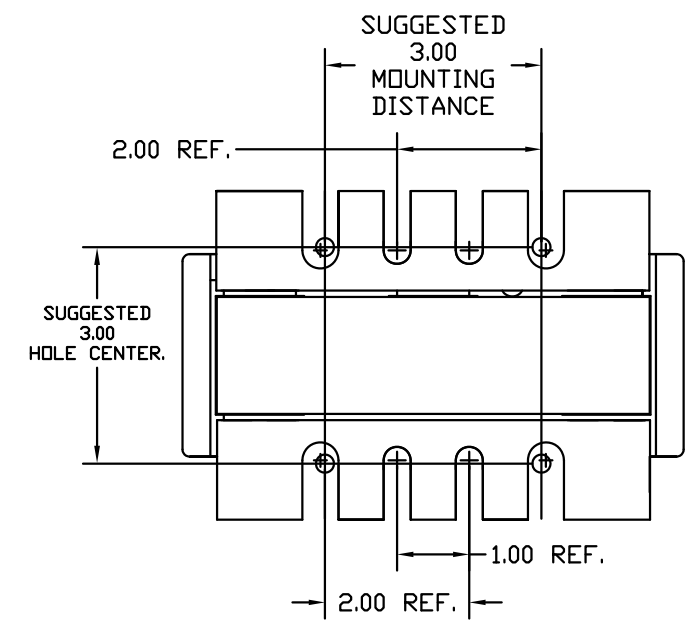
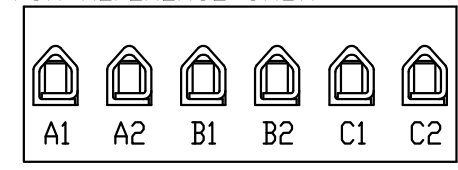


CATALOG NO	--mH ±10%	--AMPS(A)	APPROX WT-LBS
KDRE31T	4.59	16	18



NOTE: A1, A2, B1, B2, C1, C2, MARKINGS ON TERMINAL BLOCK FOR REFERENCE ONLY.



TCI, LLC CLAIMS PROPRIETARY RIGHTS IN THE MATERIAL HEREIN DISCLOSED. IT IS SUPPLIED WITHOUT PREJUDICE TO ANY PATENT RIGHTS OF TCI AND MAY NOT BE REPRODUCED OR USED TO MANUFACTURE ANYTHING SHOWN THEREIN WITHOUT WRITTEN PERMISSION FROM TCI.

NO	REVISION	DATE	BY	TOLERANCES (EXCEPT AS NOTED)
				DECIMAL
				.XX ± .03
				.XXX ± .01
				FRACTIONAL ± 1/32
			ANGULAR ± 1/2°	

TCI® W132 N10611 Grant Drive
Germantown, WI 53022

KDRE31T, INPUT REACTOR
7.5kW, 400V, 16AMPS

DRN. BY	DSW	DATE	3/18/11	DWG. NO.	104643DG
SCALE	TO FIT	SIZE	B	SHT.1 OF 1	