

480 Rated Voltage, 690 Max Voltage, High Z, Impedance.

Part Number	Horsepower (HP)	Motor Amps (A)	Maximum Amps (A)	Inductance (uH) +/-10%	Weight (LBS)	Losses (W)
KDRMA1H1E01	1/4	0.70	1.4	52500	11.7	7.9
KDRMA2H1E01	1/3	0.80	1.4	45900	11.9	9.2
KDRMA3H1E01	1/2	1.10	1.6	33400	11.7	14.3
KDRMA4H1E01	3/4	1.60	2.1	23000	11.8	19.3
KDRMA5H1E01	1	2.10	2.3	17500	11.8	26.7
KDRMA6H1E01	1 1/2	3.0	3.6	12300	12.0	30.0

208/ 240 Rated Voltage, 690 Max Voltage, High Z, Impedance.

Part Number	Horsepower (HP)	Motor Amps (A)	Maximum Amps (A)	Inductance (uH) +/-10%	Weight (LBS)	Losses (W)
KDRMA21H1E01	1/4	1.4	2.3	13800	11.8	8
KDRMA22H1E01	1/2	2.4	3.4	7400	11.8	24.9
KDRMA23H1E01	3/4	3.5	5	4600	11.8	16.1
KDRMA24H1E01	1	4.6	7.6	4000	11.6	28.7
KDRMA25H1E01	1 1/2	6.6	8.2	2780	11.9	28.6
KDRMA26H1E01	2	7.5	10	2290	11.9	32.5

600 Rated Voltage, 690 Max Voltage, High Z, Impedance.

Part Number	Horsepower (HP)	Motor Amps (A)	Maximum Amps (A)	Inductance (uH) +/-10%	Weight (LBS)	Losses (W)
KDRMA41H1E01	1/4	0.50	0.80	91900	11.7	5.9
KDRMA42H1E01	1/3	0.70	0.75	65600	11.6	9.1
KDRMA43H1E01	1/2	0.90	1.1	51000	11.9	12.9
KDRMA44H1E01	3/4	1.30	1.6	35300	12.0	14.6
KDRMA45H1E01	1	1.70	2.1	27000	11.9	27.0

480 Rated Voltage, 690 Max Voltage, Low Z, Impedance.



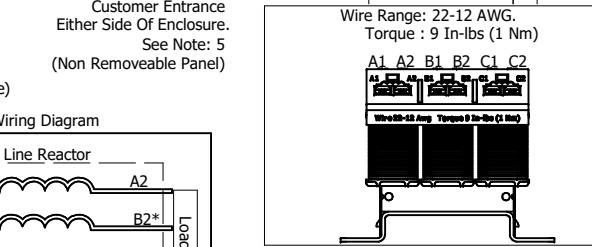
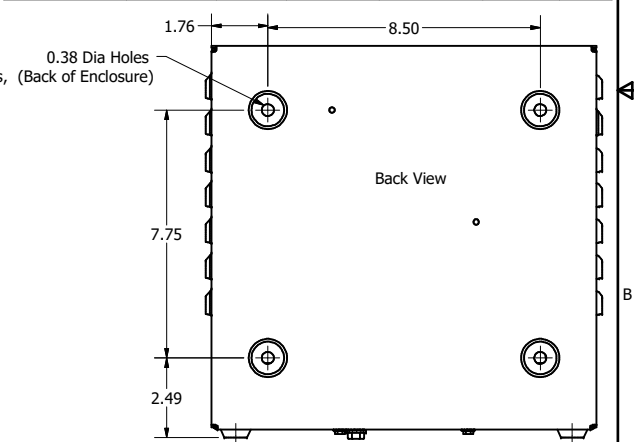
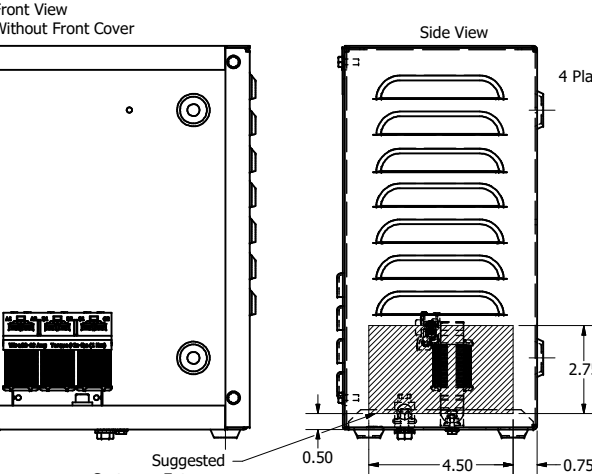
Part Number	Horsepower (HP)	Motor Amps (A)	Maximum Amps (A)	Inductance (uH) +/-10%	Weight (LBS)	Losses (W)
KDRMA1L1E01	1/4	0.70	1.4	31500	11.7	5.0
KDRMA2L1E01	1/3	0.80	1.7	27600	11.7	6.2
KDRMA3L1E01	1/2	1.10	1.6	20000	11.7	9.7
KDRMA4L1E01	3/4	1.60	2.3	13800	11.7	12.1
KDRMA5L1E01	1	2.10	2.3	10500	11.6	25.2
KDRMA6L1E01	1 1/2	3.00	3.4	7400	11.8	26.4
KDRMA7L1E01	2	3.40	4.2	6500	11.8	23.5
KDRMA8L1E01	3	4.80	5.0	4600	11.8	30.6

208/ 240 Rated Voltage, 690 Max Voltage, Low Z, Impedance.

Part Number	Horsepower (HP)	Motor Amps (A)	Maximum Amps (A)	Inductance (uH) +/-10%	Weight (LBS)	Losses (W)
KDRMA21L1E01	1/4	1.4	3.4	7400	11.8	4.6
KDRMA22L1E01	1/2	2.4	5	4600	11.8	6.8
KDRMA23L1E01	3/4	3.5	8.2	3150	11.6	12.9
KDRMA24L1E01	1	4.6	11.6	2400	11.6	19.2
KDRMA25L1E01	1 1/2	6.6	11.6	1670	11.6	23.3
KDRMA27L1E01	2	7.5	10	1370	11.7	27

600 Rated Voltage, 690 Max Voltage, Low Z, Impedance.

Part Number	Horsepower (HP)	Motor Amps (A)	Maximum Amps (A)	Inductance (uH) +/-10%	Weight (LBS)	Losses (W)
KDRMA41L1E01	1/4	0.50	0.80	55100	11.6	3.9
KDRMA42L1E01	1/3	0.70	1.1	39400	11.6	6.1
KDRMA43L1E01	1/2	0.90	1.6	30600	11.5	8.5
KDRMA44L1E01	3/4	1.30	2.1	21200	11.7	10.9
KDRMA45L1E01	1	1.70	2.1	16200	11.7	16.2
KDRMA46L1E01	1 1/2	2.40	3.4	11500	11.8	17.2
KDRMA47L1E01	2	2.70	3.2	10200	11.9	20.5



- Notes:
1. UL file number: cULus Listed File E116124.
 2. KDR Drive Reactors Comply With The Thermal and Altitude Standards Set Forth by NEMA ST20-1992.
 3. KDR IOM Manual Part Number 30895
 4. NEC Current For 208/240 Volts, Horsepower Based On 208 Volts.
 5. Material(s) Shall be RoHS Compliant
 6. User To Punch Own Holes For Wire Entry.
 7. Customer Is Responsible For Installation To Meet All National And Local Electrical Codes.

TCI, LLC CLAIMS PROPRIETARY RIGHTS IN THE MATERIAL HEREIN DISCLOSED. IT IS SUPPLIED WITHOUT PREJUDICE TO ANY PATENT RIGHTS OF TCI AND MAY NOT BE REPRODUCED OR USED TO MANUFACTURE ANYTHING SHOWN THEREIN WITHOUT WRITTEN PERMISSION FROM TCI.

				TOLERANCES (EXCEPT AS NOTED)	
				DECIMAL	
				.XX ± .25	
				.XXX ± .10	
				FRACTIONAL	
				± 1/16	
				ANGULAR	
				± 1°	

B	4815, Add 208/240V Inductors	7/24/19	DSW		
A	As Designed	10/20/17	DSW		
NO	REVISION	DATE	BY		

W132 N10611 Grant Drive Germantown, WI 53022	
KDR MA Frame, Terminal Block, Enclosed, Type 1 Reactor Drawing	
DRN BY: DSW	DATE: 10/20/17
SCALE: 1/3	FIG: 107122DG
SHT 1 OF 1	