

480 Rated Voltage, 690 Max Voltage, High Z, Impedance.

Part Number	Horsepower (HP)	Motor Amps (A)	Maximum Amps (A)	Inductance (uH) +/-10%	Weight (LBS)	Losses (W)
KDRAA9H2E01	1 1/2	3.00	4.0	12300	13.2	37
KDRAA1H2E01	2	3.40	3.8	10800	13.2	45
KDRAA2H2E01	3	4.80	5.4	7650	13.4	42
KDRAA6H2E01	4	6.20	7.6	5930	13.8	50
KDRAA3H2E01	5	7.60	8.2	4840	14.1	66
KDRAA3H2E01	5 1/2	8.20	8.2	4840	14.1	74
KDRAA4H2E01	7 1/2	11	12	3060	14.4	70
KDRAA5H2E01	10	14	14	2330	14.6	97.7

208/ 240 Rated Voltage, 690 Max Voltage, High Z, Impedance.

Part Number	Horsepower (HP)	Motor Amps (A)	Maximum Amps (A)	Inductance (uH) +/-10%	Weight (LBS)	Losses (W)
KDRAA28H2E01	3	10.6	11	1618	13	44.6

600 Rated Voltage, 690 Max Voltage, High Z, Impedance.

Part Number	Horsepower (HP)	Motor Amps (A)	Maximum Amps (A)	Inductance (uH) +/-10%	Weight (LBS)	Losses (W)
KDRAA46H2E01	1 1/2	2.40	3.2	19100	13.3	31
KDRAA43H2E01	2	2.70	3.4	17000	13.1	37
KDRAA44H2E01	3	3.90	4.5	11800	13.3	47
KDRAA57H2E01	4	4.90	6.0	9380	13.9	48
KDRAA58H2E01	5	6.10	6.8	7530	13.8	44
KDRAA58H2E01	5 1/2	6.60	6.8	7530	13.8	47

480 Rated Voltage, 690 Max Voltage, Low Z, Impedance.

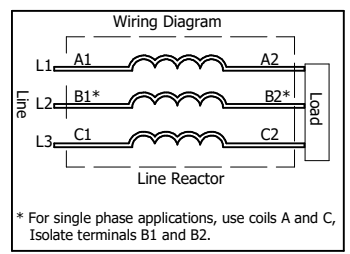
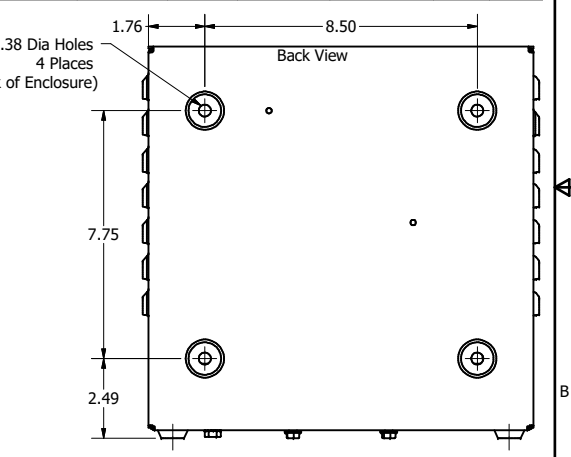
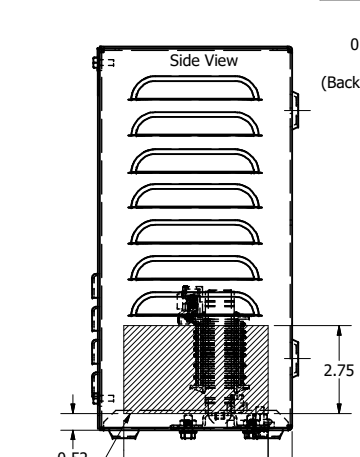
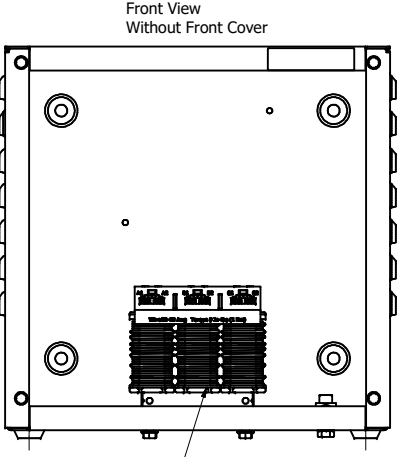
Part Number	Horsepower (HP)	Motor Amps (A)	Maximum Amps (A)	Inductance (uH) +/-10%	Weight (LBS)	Losses (W)
KDRAA9L2E01	1 1/2	3.00	4.5	7400	13.4	25
KDRAA6L2E01	4	6.20	7.6	3560	13.4	39
KDRAA3L2E01	5	7.60	8.2	2900	13.4	45
KDRAA3L2E01	5 1/2	8.20	8.2	2900	13.4	49
KDRAA4L2E01	7 1/2	11.0	11.6	2000	13.4	63
KDRAA5L2E01	10	14	14	1580	13.7	77.7

208/ 240 Rated Voltage, 690 Max Voltage, Low Z, Impedance.

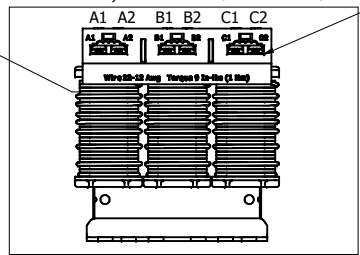
Part Number	Horsepower (HP)	Motor Amps (A)	Maximum Amps (A)	Inductance (uH) +/-10%	Weight (LBS)	Losses (W)
KDRAA28L2E01	3	10.6	12	971	13.4	42

600 Rated Voltage, 690 Max Voltage, Low Z, Impedance.

Part Number	Horsepower (HP)	Motor Amps (A)	Maximum Amps (A)	Inductance (uH) +/-10%	Weight (LBS)	Losses (W)
KDRAA47L2E01	2	2.70	4.8	10200	13.2	19
KDRAA52L2E01	3	3.90	4.8	7070	13.9	30
KDRAA57L2E01	4	4.90	7.6	5630	13.3	30
KDRAA58L2E01	5	6.10	7.6	4520	13.4	39
KDRAA58L2E01	5 1/2	6.60	7.6	4520	13.4	44
KDRAA48L2E01	7 1/2	9.00	9.6	3100	13.6	57
KDRAA49L2E01	10	11	11	2454	14.2	60.7



* For single phase applications, use coils A and C, Isolate terminals B1 and B2.



NO	REVISION	DATE	BY
C	4918, KDRAA49L2E01, 575 TO 600		
C	KDRAA49L2E01, only at Rev C	10/8/19	DSW
B	4815, Add Inductors (4), (5), (28), (49)	7/24/19	DSW
A	As Designed	10/20/17	DSW

TOLERANCES (EXCEPT AS NOTED)	DECIMAL	FRACTIONAL	ANGULAR
XX	± .25		± 1/16
.XXX	± .10		
AS DESIGNED			

TCI, LLC | Germantown, WI | transcoil.com

KDR Drive Reactor

KDR Motor Amps

SPH 50/60Hz, —V Rated, 600V Max, —A Max, Ref'S

50C Amb Max 135C Max, Manual # 30895

Data Code

- Notes: 1. UL file number: cULus Listed File E116124.
 2. KDR Drive Reactors Comply With The Thermal and Altitude Standards Set Forth by NEMA ST20-1992.
 3. KDR IOM Manual Part Number 30895
 4. NEC Current For 208/240 Volts, Horsepower Based On 208 Volts
 5. Material(s) Shall be RoHS Compliant
 6. User To Punch Own Holes For Wire Entry.
 7. Customer Is Responsible For Installation To Meet All National And Local Electrical Codes.

TCI W132 N10611 Grant Drive
 Germantown, WI 53022

KDR AA Frame, Terminal Block, Enclosed,
 Type 1
 Reactor Drawing

DRN BY DSW DATE 10/20/17 10718SDG

SCALE: 1/3

REVISION DATE BY

TITLE SHEET 1 OF 1