

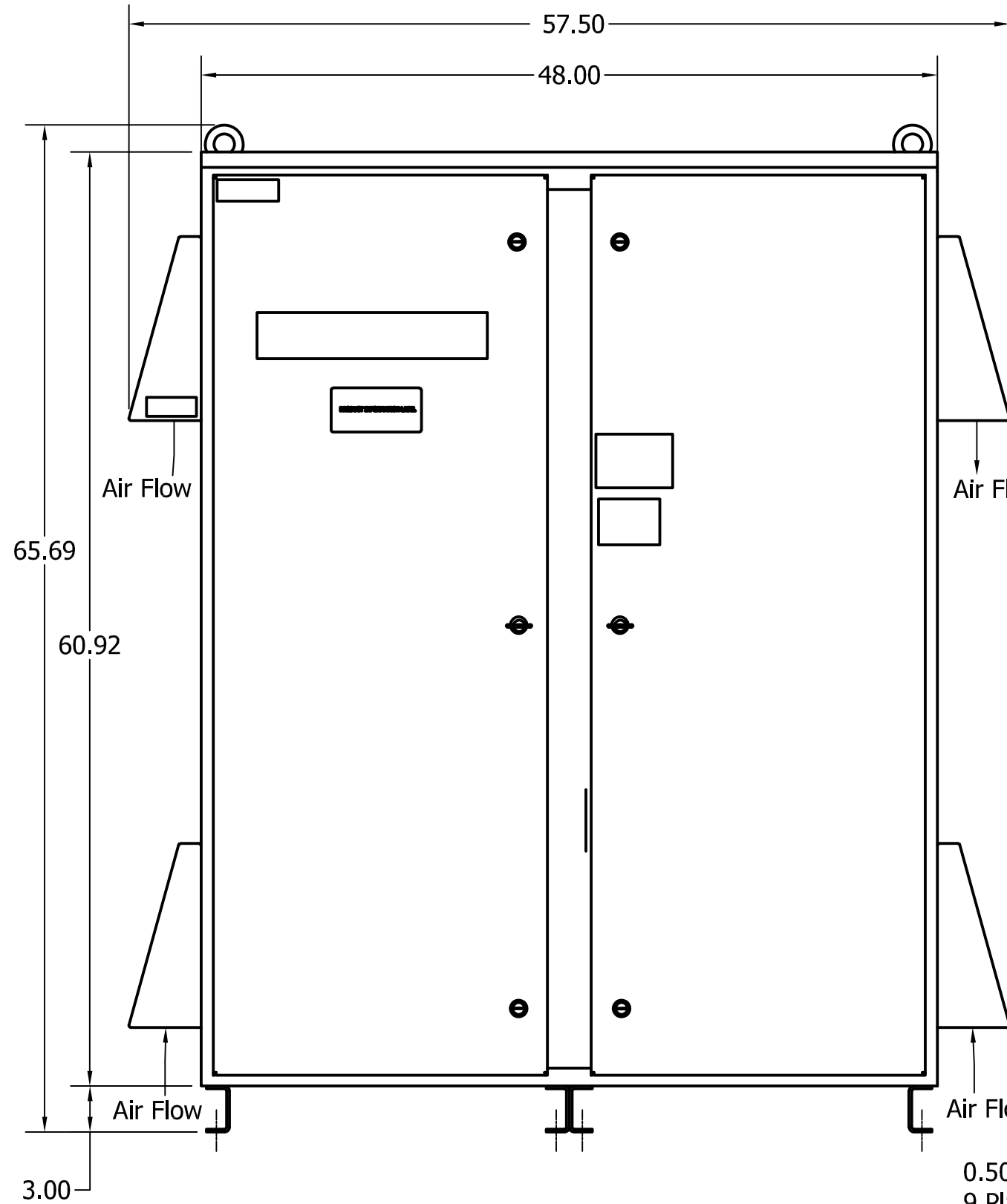
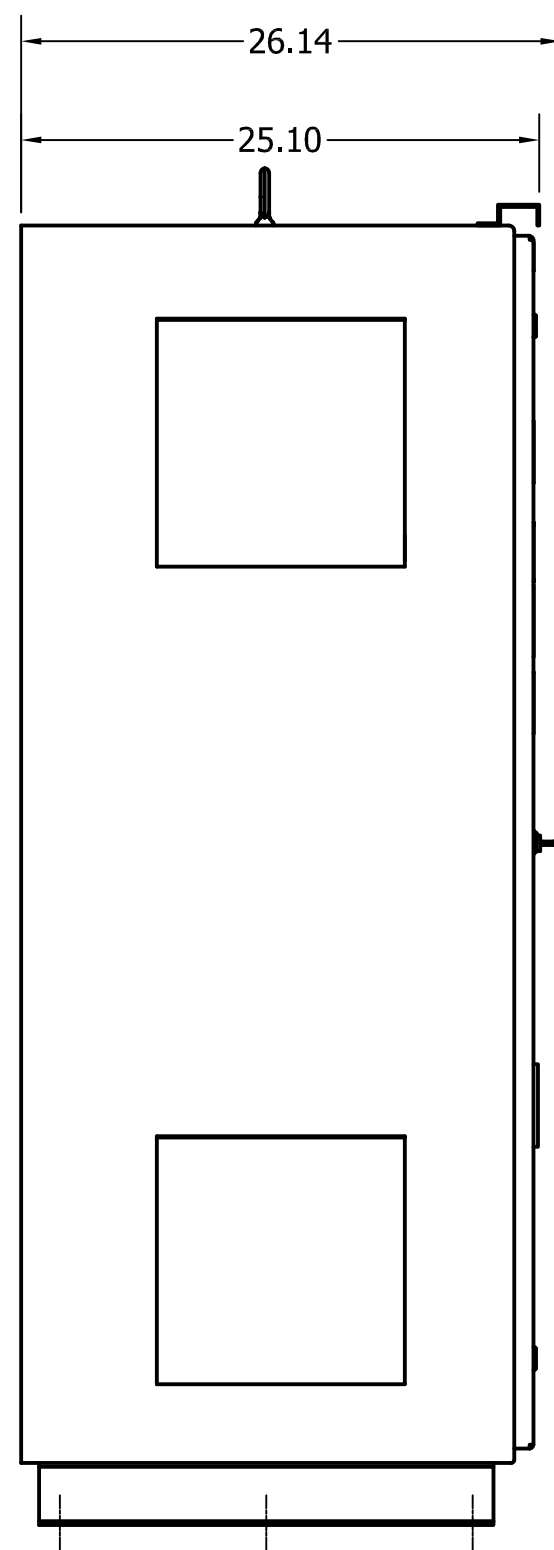
Unit Specifications					
kVar	Harmonic	Volt	HZ.	Phase	HP
105	5TH	600	60	3	700

TCI Part Number	Option	Weight	Schematic
HGL0700CW3S0000	Standard	1275lbs	30807-S
HGL0700CW3C0000	Contactor	1295lbs	30807-C

See IOM Manual For Wire Range
And Tightening Torque.

Customer Connection
L1 L2 L3
T1 T2 T3
Suggested Customer
Enclosure Entry.

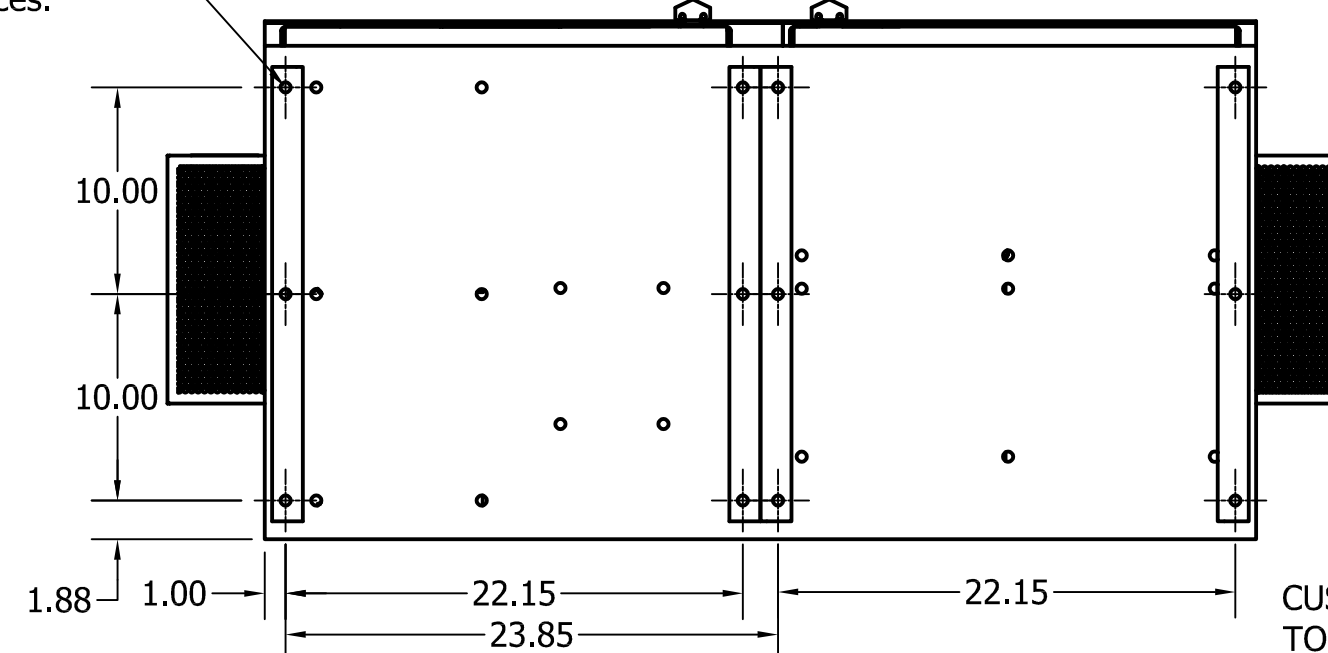
Optional:
Contactor
(CNT)



Capacitors
(CAPS)

Dist Block

0.50 Dia Holes
9 Places.



XFMR. Fusing
FU4, FU5.

Ground
(GRD)

Transformer
(XFMR)

Terminal Block
(TB)
Supplied With
Contactor
Option.

Trap Fusing
FU1A, FU2A, FU3A

Trap Reactor
(TR)

Line Reactor
(LR)

CUSTOMER IS RESPONSIBLE FOR INSTALLATION
TO MEET ALL NATIONAL AND LOCAL ELETTRICAL CODES.

NOTE: USE ONLY HUBS OR FITTINGS THAT COMPLY
WITH UL514B FOR TYPE 3R ENCLOSURES

Material(s) Shall be RoHS Compliant

TCI, LLC CLAIMS PROPRIETARY RIGHTS IN THE MATERIAL HEREIN DISCLOSED. IT IS SUPPLIED WITHOUT PREDJUDICE TO ANY PATENT RIGHTS OF TCI AND MAY NOT BE REPRODUCED OR USED TO MANUFACTURE ANYTHING SHOWN THEREIN WITHOUT WRITTEN PERMISSION FROM TCI.

NO	REVISION	DATE	BY	SCALE
A	AS DESIGNED	10/12/17	DSW	1/8

	W132 N10611 GRANT DRIVE GERMANTOWN, WI 53022
	HGL0700CW3C0000, 600V, 700HP, 3 Phase HGL0700CW3S0000, 600V, 700HP, 3 Phase 60 Hz, Type 3R, Low C, Passive Harmonic Filter
DRN. BY DSW	DATE 10/12/17
SCALE 1/8	DWG. No. 107319DG
	SHEET 1 OF 1

4

3

2

1

4

3

2

1