

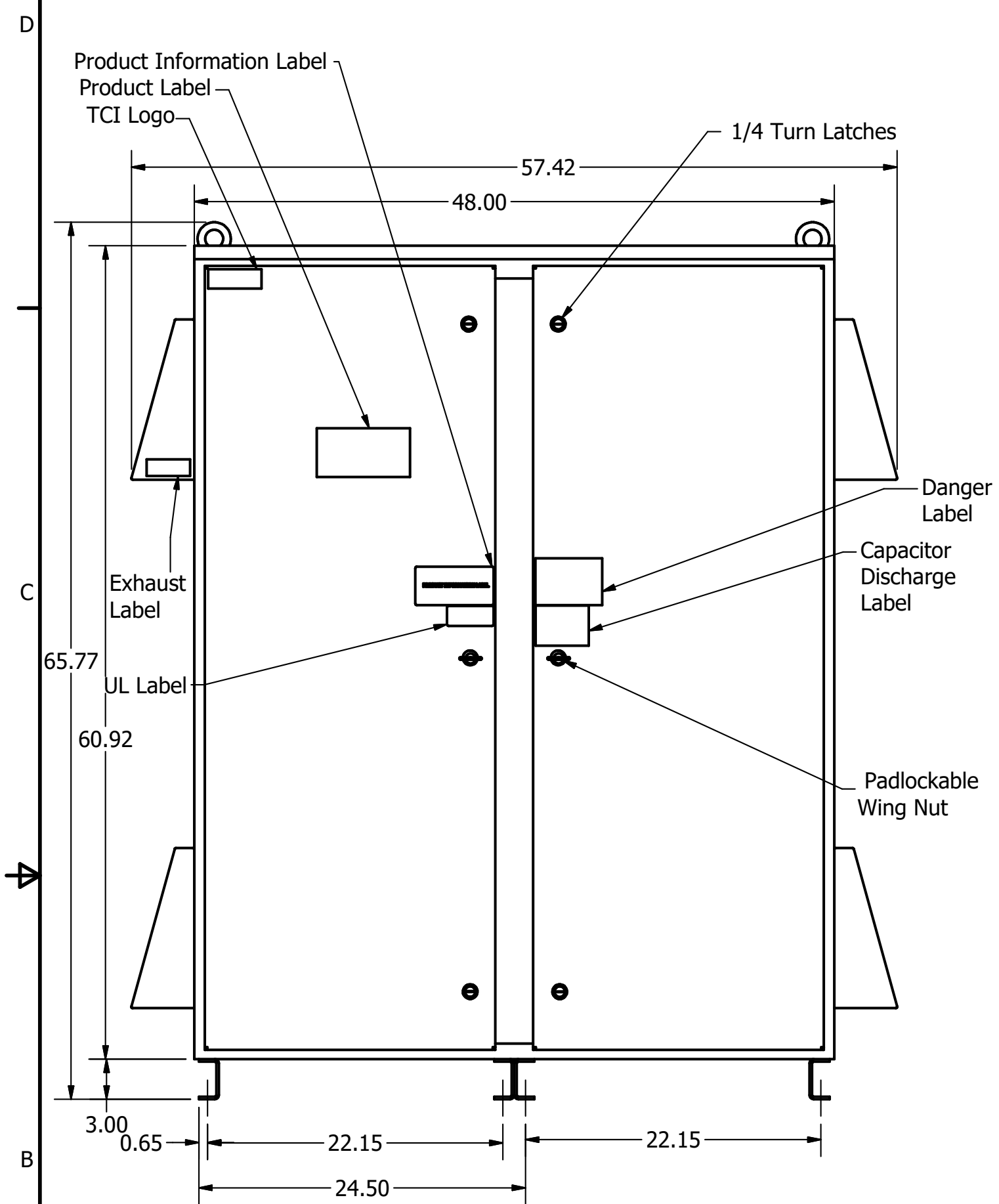
Unit Specifications					
kVar	Harmonic	Volt	HZ.	Phase	HP
105	5TH	600	60	3	700

Note: For Torque Information See IOM Manual

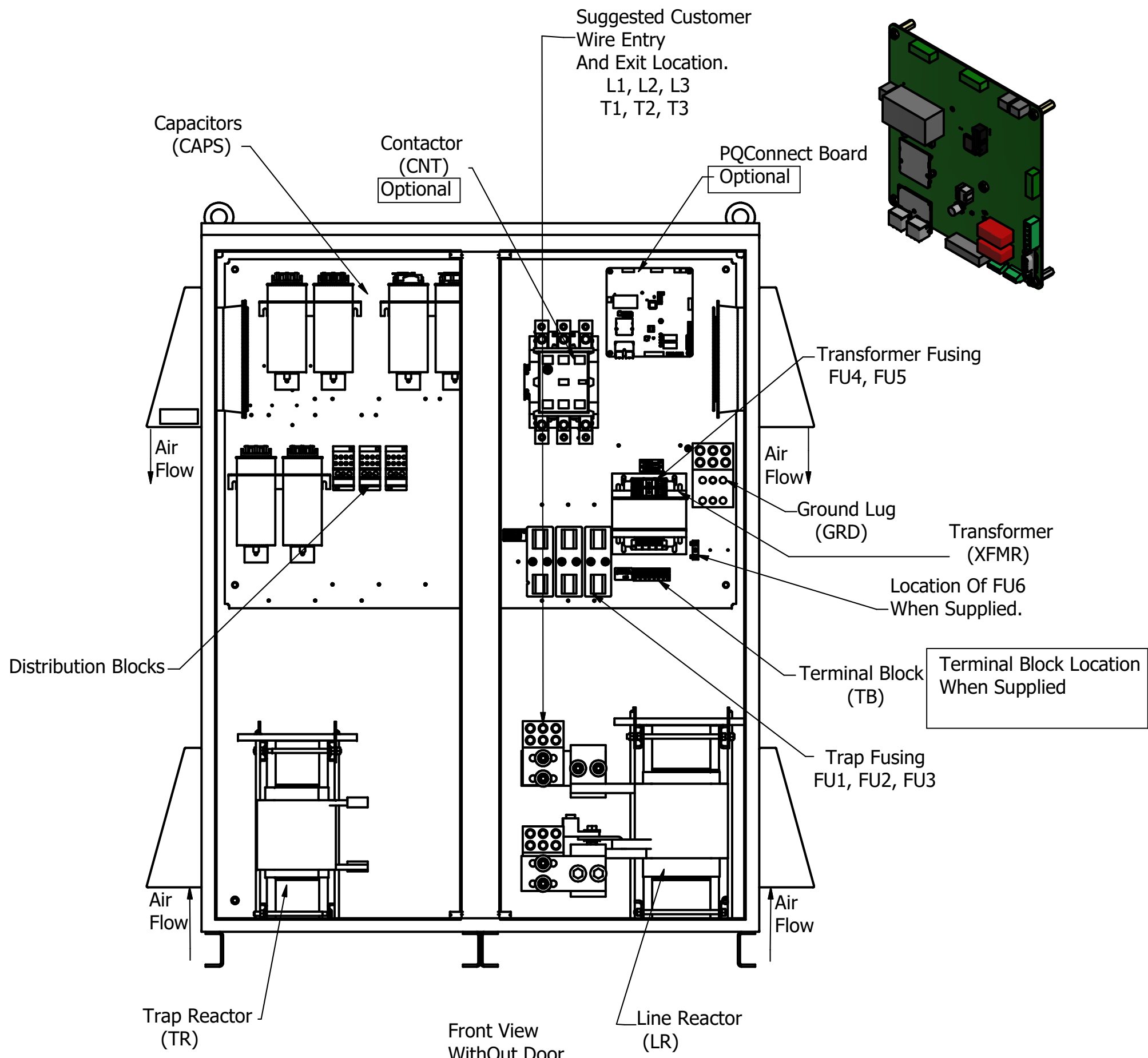
Customer Connections.
L1, L2, L3, T1, T2, T3
Wire Range: (3) 600MCM to 2AWG.

Ground Lug
Wire Range: (3) 600MCM to 2AWG.

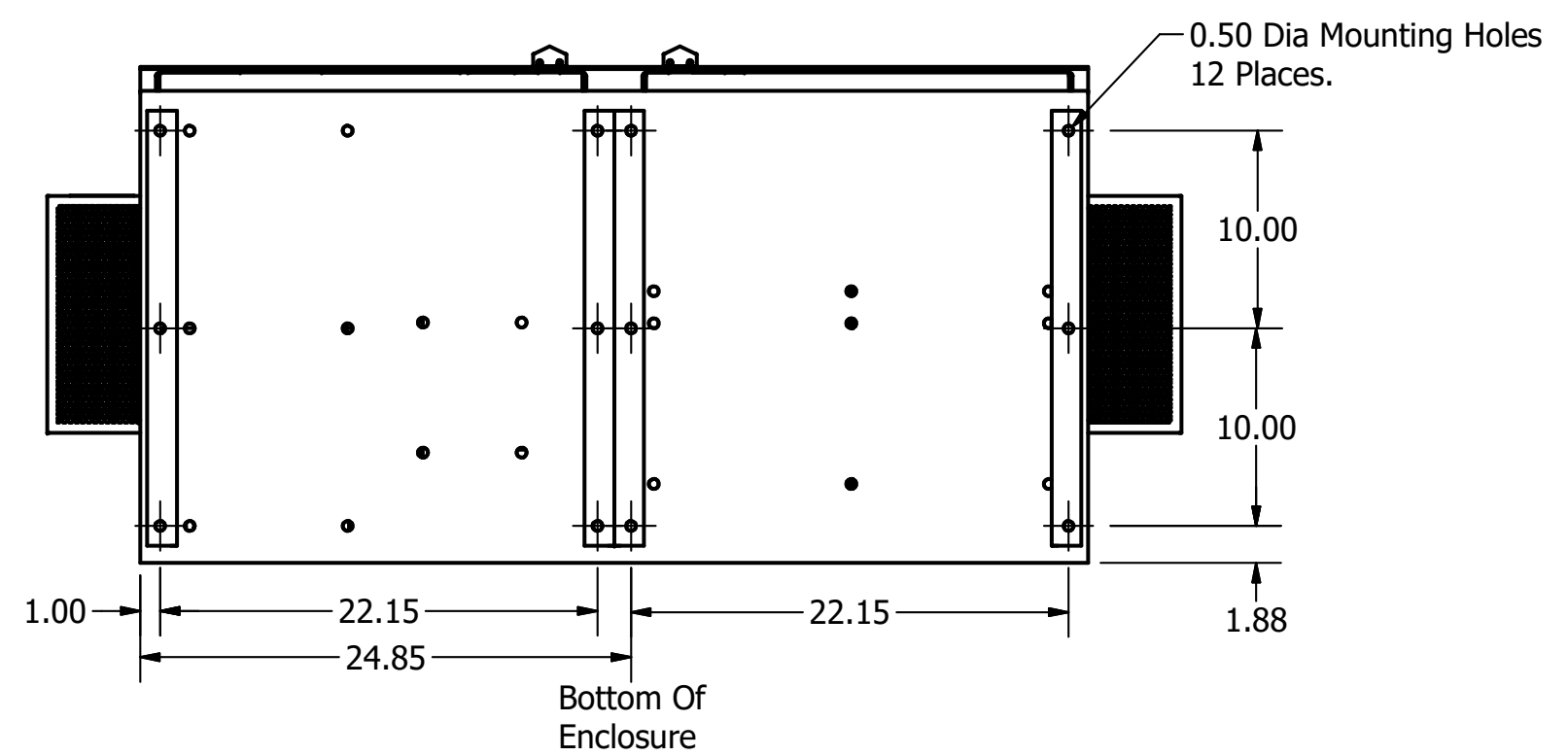
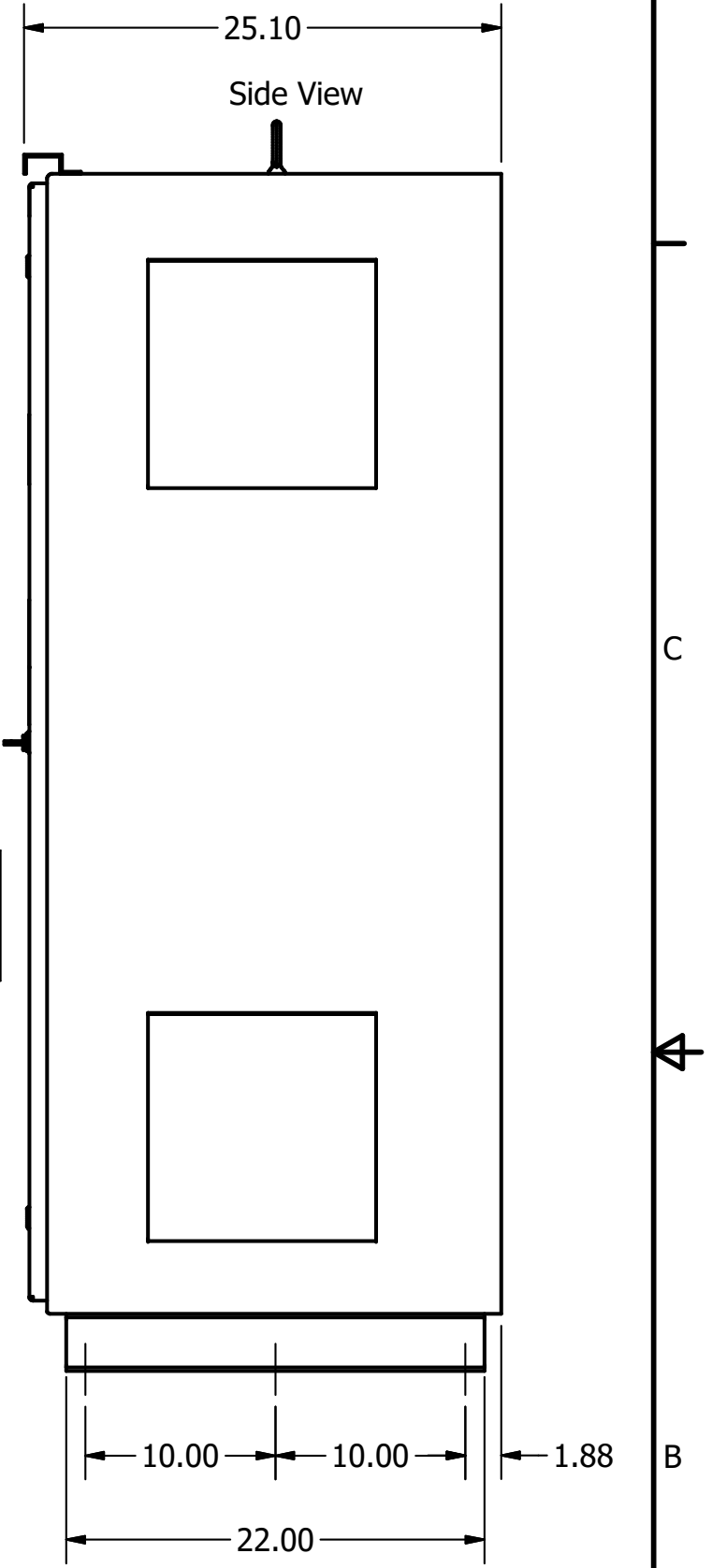
HGL Part Number	Schematic Drawing #	Approx Weight (LBS)
HGL0700CW3S0000	30807-S	1275
HGL0700CW3C0000	30807-C	1295
HGL0700CW3S1000	30807-PQ1	1278
HGL0700CW3C1000	30807-PQ	1298



Front View With Door



Front View WithOut Door



Bottom Of Enclosure

HGL0700CW3-----				
Components	S0000	C0000	S1000	C1000
Trap Reactor (TR)	x	x	X	X
Capacitor (Cap)	x	x	X	X
Trap Fusing, FU1, FU2, FU3	x	x	X	X
Contactor (CNT)		x		X
Transformer (XFMR)	x	x	X	X
XFMR Fusing, FU4, FU5	x	x	X	X
PQConnect Board			X	X

Customer Is Responsible For Installation to Meet All National And Local Electrical Codes.

NOTE: USE ONLY HUBS OR FITTINGS THAT COMPLY WITH UL514B FOR TYPE 3R ENCLOSURES

Material(s) Shall be RoHS Compliant

TCI, LLC CLAIMS PROPRIETARY RIGHTS IN THE MATERIAL HEREIN DISCLOSED. IT IS SUPPLIED WITHOUT PREJUDICE TO ANY PATENT RIGHTS OF TCI AND MAY NOT BE REPRODUCED OR USED TO MANUFACTURE ANYTHING SHOWN THEREIN WITHOUT WRITTEN PERMISSION FROM TCI.	TOLERANCES (EXCEPT AS NOTED)		W132 N10611 Grant Drive Germantown, WI 53022 HarmonicGuard Low Capacitance HGL, 700HP, 600/3/60, Type 3R
	DECIMAL		
	.XX ± .25 .XXX ± .10		
	FRACTIONAL ± 1/16		
B Add PQConnect	3/28/19	DSW	DRN BY: DSW DATE: 10/9/17
NO REVISION	DATE	BY	SCALE: 1/8 APRVD: 107319DG
			SIZE C SHT 1 OF 1