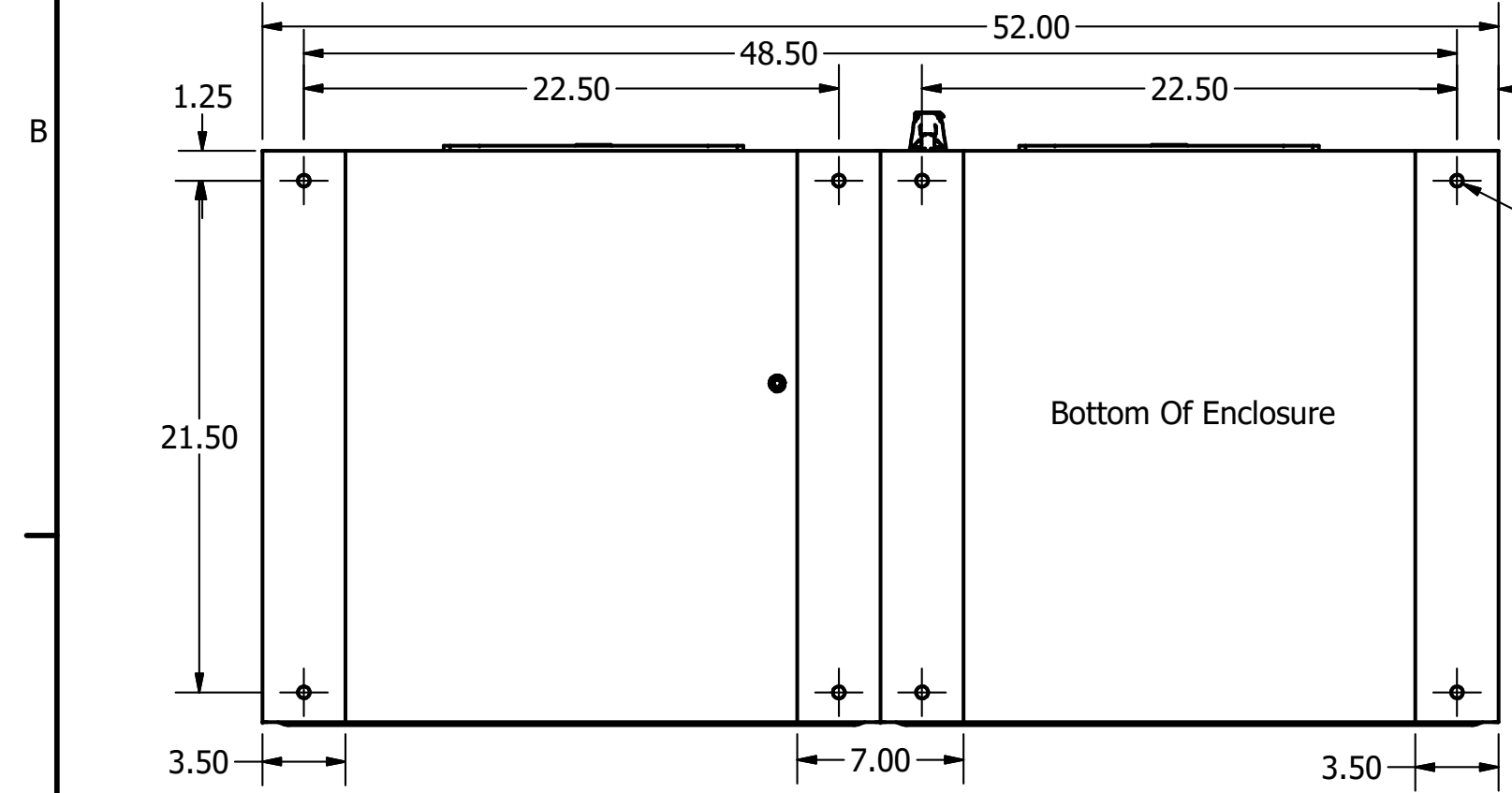
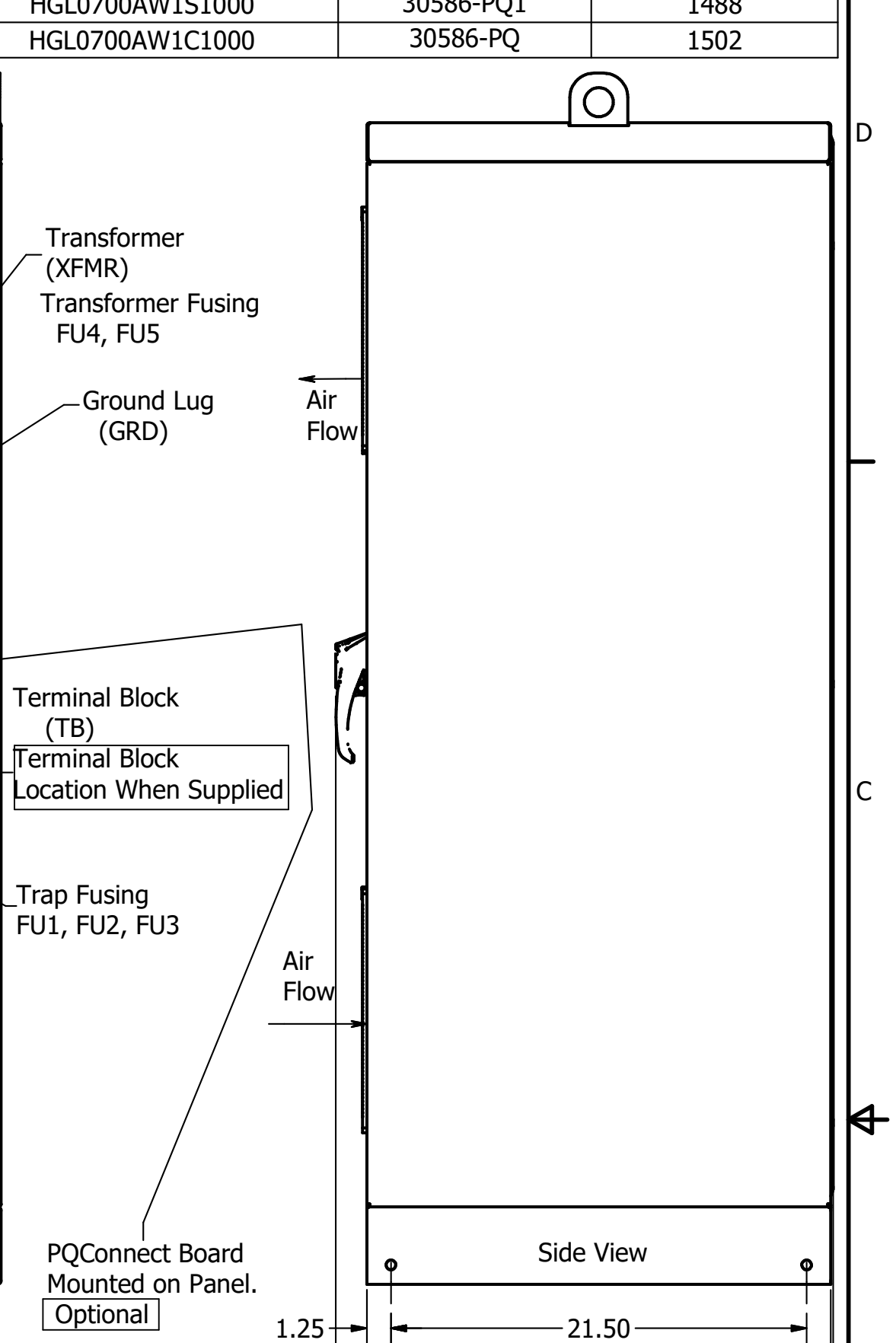
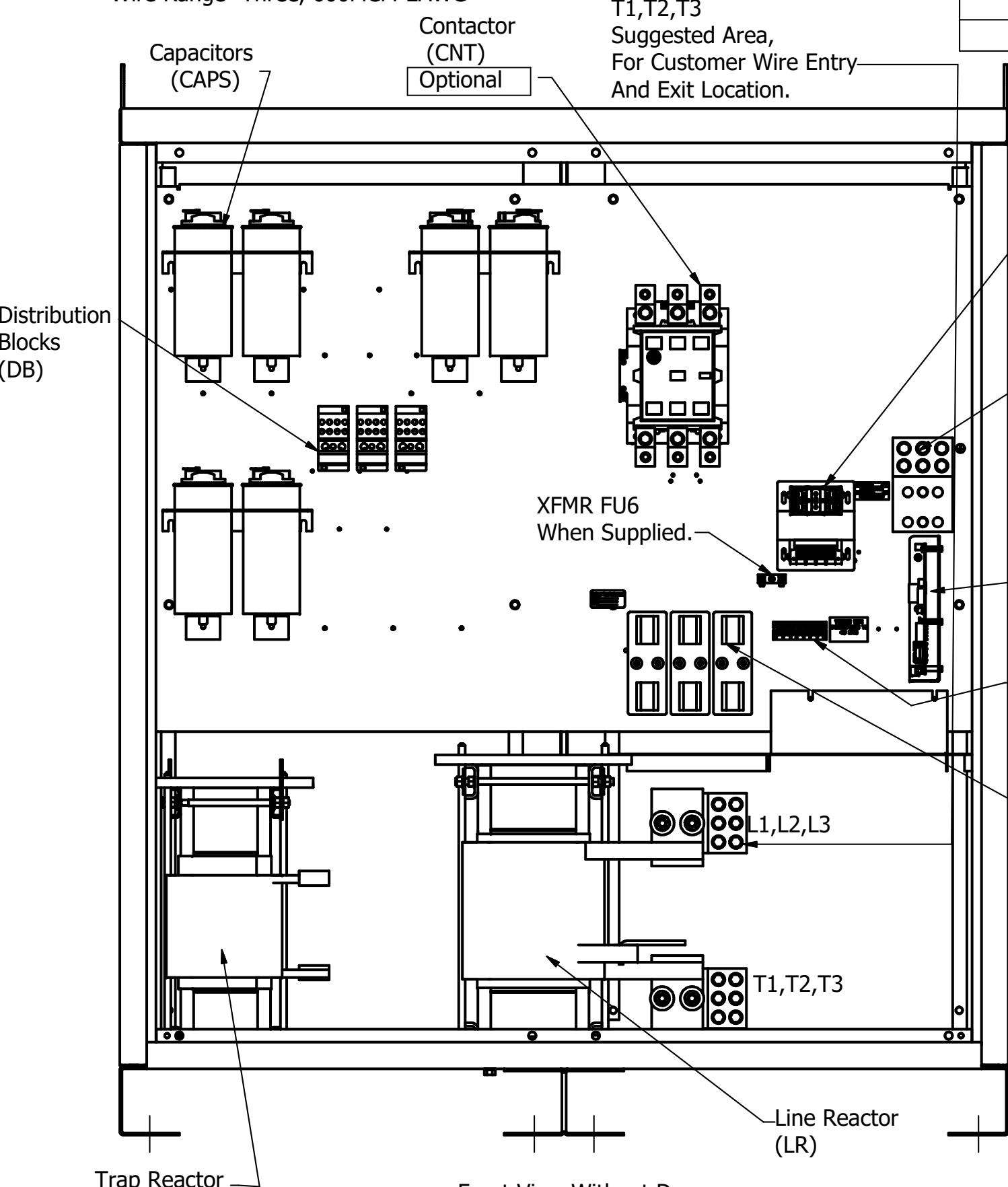
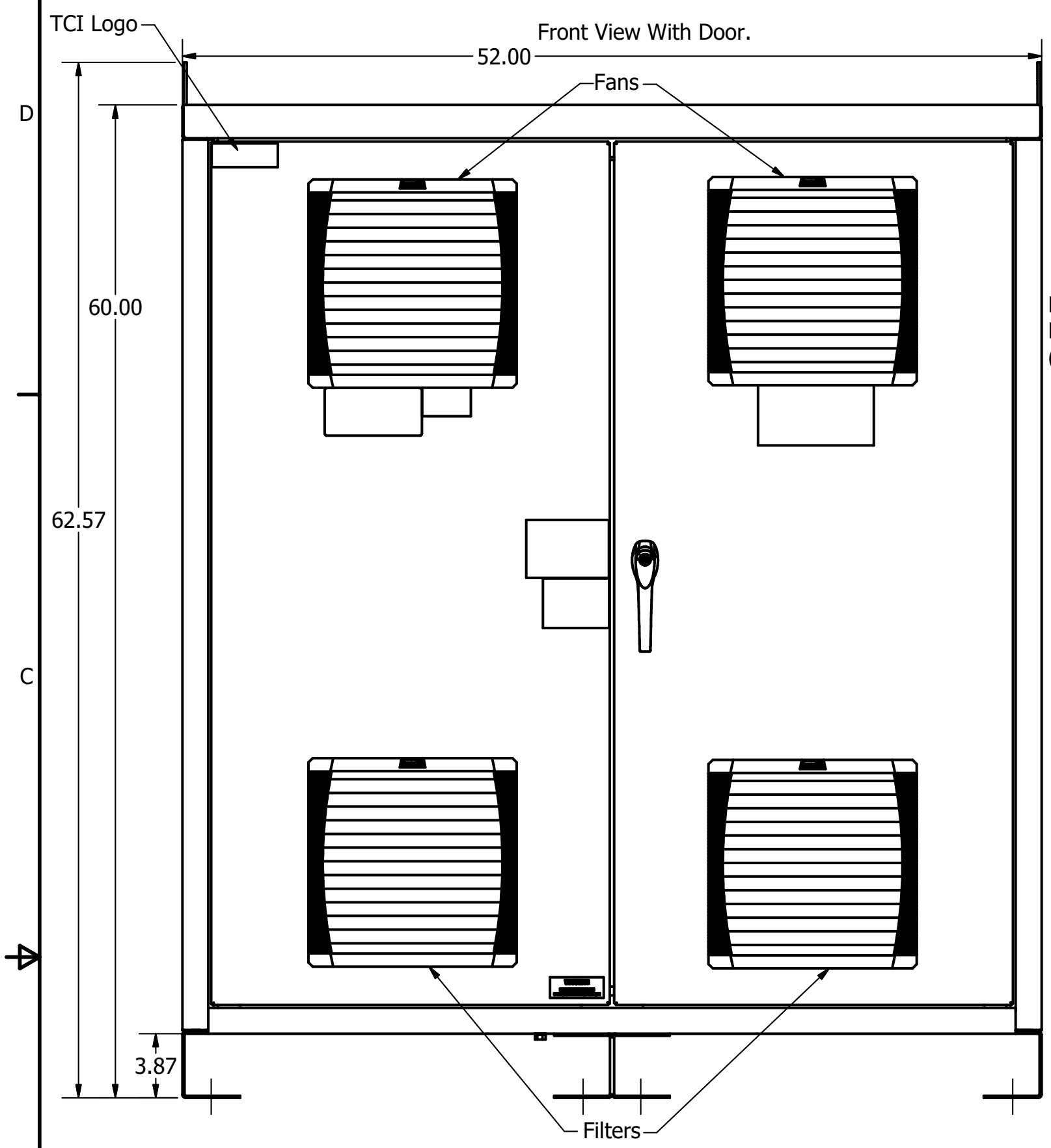


Unit Specifications					
kVar	Harmonic	Volt	HZ.	Phase	HP
105	5TH	480	60	3	700

Note: For Torque Information See IOM Manual.

Customer Connections:  
L1, L2, L3, T1, T2, T3, and Ground Lug.  
Wire Range- Three, 600MCM-2AWG

HGL Enclosed Type1 Part Number	Schematic Drawing #	Approx Weight (LBS)
HGL0700AW1S0000	30586-1S	1486
HGL0700AW1C0000	30586-1C	1500
HGL0700AW1S1000	30586-PQ1	1488
HGL0700AW1C1000	30586-PQ	1502



Components	HGL0700AW-----			
	1S0000	1C0000	1S1000	1C1000
Line Reactor (LR)	X	X	X	X
Trap Reactor (TR)	X	X	X	X
Capacitor (Cap)	X	X	X	X
Trap Fusing, FU1, FU2, FU3	X	X	X	X
Contactor (CNT)		X		X
Transformer (XFMR)	X	X	X	X
XFMR Fusing, FU4, FU5	X	X	X	X
PQConnect Board			X	X

Customer Is Responsible For Installation to Meet All National And Local Electrical Codes.

Material(s) Shall be RoHS Compliant

TCI, LLC CLAIMS PROPRIETARY RIGHTS IN THE MATERIAL HEREIN DISCLOSED. IT IS SUPPLIED WITHOUT PREJUDICE TO ANY PATENT RIGHTS OF TCI AND MAY NOT BE REPRODUCED OR USED TO MANUFACTURE ANYTHING SHOWN THEREIN WITHOUT WRITTEN PERMISSION FROM TCI.	TOLERANCES (EXCEPT AS NOTED)		W132 N10611 Grant Drive Germantown, WI 53022  HarmonicGuard Low Capacitance HGL, 700HP, 480/3/60, Type 1
	DECIMAL		
	.XX ± .25 .XXX ± .10		
	FRACTIONAL ± 1/16		
B Add PQ Connect	3/12/19	DSW	DRN BY: DSW DATE: 10/12/17 SCALE: 1/8 APRVD: [Signature] SIZE: C SHT 1 OF 1
NO	REVISION	DATE	BY