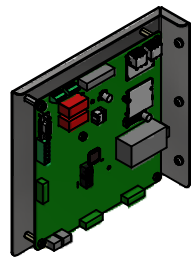


HGL Part Number	Schematic Drawing #	Approx Weight (LBS)
HGL0030AW3S0000	30586-1	195
HGL0030AW3C0000	30586	205
HGL0030AW3S1000	30586-PQ1	198
HGL0030AW3C1000	30586-PQ	208

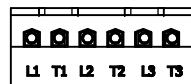
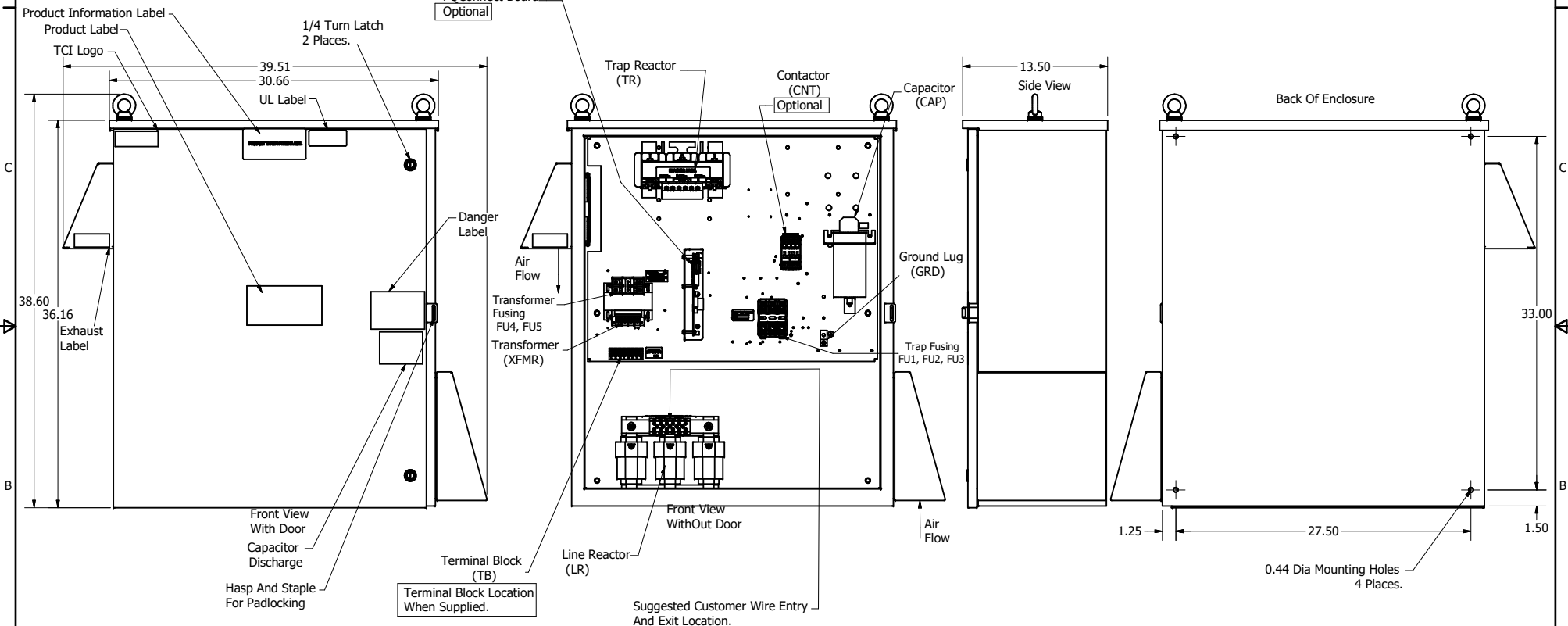
Unit Specifications						
HP	kVar	Harmonic	Volt	Maximum Amps (A)	HZ.	Phase
30	5	5TH	480	40	60	3



Note: For Torque Information See IOM Manual

Customer Connections.  
L1, T1, L2, T2, L3, T3  
Wire Range: 1 AWG to 22 AWG.

Ground Lug  
Wire Range: 1/0 to 14 AWG.



Components	HGL0030AW3-----			
	S0000	C0000	S1000	C1000
Line Reactor (LR)	x	x	X	X
Trap Reactor (TR)	x	x	X	X
Capacitor (Cap)	x	x	X	X
Trap Fusing, FU1, FU2, FU3	x	x	X	X
Contactor (CNT)		x		X
Transformer (XFMR)	x	x	X	X
XFMR Fusing, FU4, FU5	x	x	X	X
PQConnect Board			X	X

NOTE: USE ONLY HUBS OR FITTINGS THAT COMPLY WITH UL514B FOR TYPE 3R ENCLOSURES

Customer Is Responsible For Installation to Meet All National And Local Electrical Codes.

Material(s) Shall be RoHS Compliant

THE INFORMATION AND DESIGNS CONTAINED IN THIS DRAWING ARE CONFIDENTIAL AND THE PROPRIETARY PROPERTY OF ALLIED MOTION TECHNOLOGIES INC. AND ITS SUBSIDIARIES. NEITHER THIS DESIGN NOR ANY INFORMATION CONTAINED IN THIS DRAWING MAY BE REPRODUCED OR DISCLOSED TO OTHERS WITHOUT THE EXPRESS WRITTEN CONSENT OF ALLIED MOTION TECHNOLOGIES INC. AND ITS SUBSIDIARIES.	REVISED	DATE	BY	TOLERANCES (EXCEPT AS NOTED)	 W132N10611 Grant Drive Germantown, WI 53022 © 2021 TCI, LLC An Official Motion Energy Company Harmonic-Guard Low Capacitance HGL_30HP, 480/3/60, Type 3R 107200DG	
	D	5653, GE to ABB CNT Change	11/8/2021	DSW		DECIMAL .XX ± .25 .XXX ± .10
	C	5265, Enclosure updated	8/5/2020	DSW		FRACTIONAL ± 1/16
	B	Add PQconnect	2/13/19	DSW		ANGULAR ± 1°
NO	REVISION	DATE	BY	SCALE: 1/8	DRN BY: DSW DATE: 8/14/17 FILE: 107200DG SHEET: 1 OF 1	