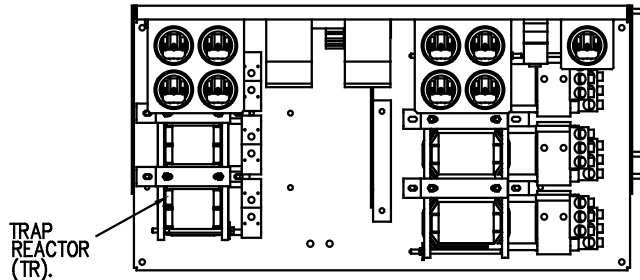
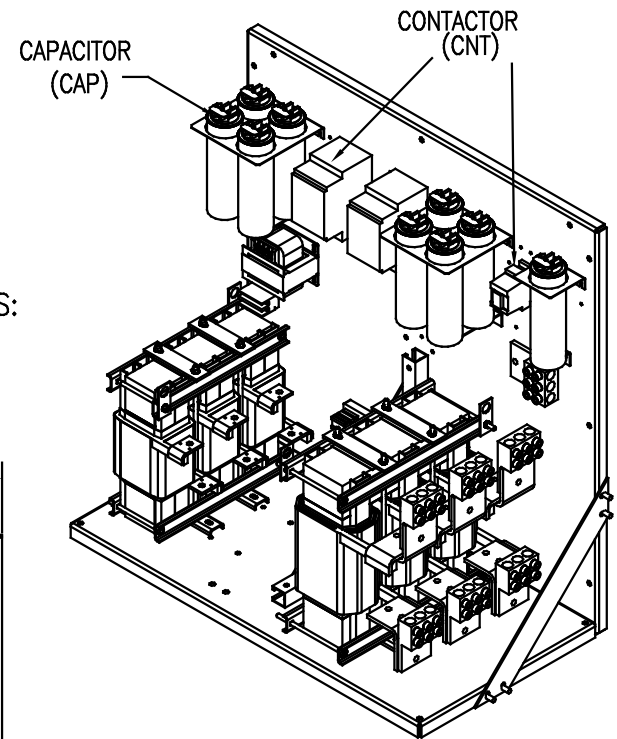


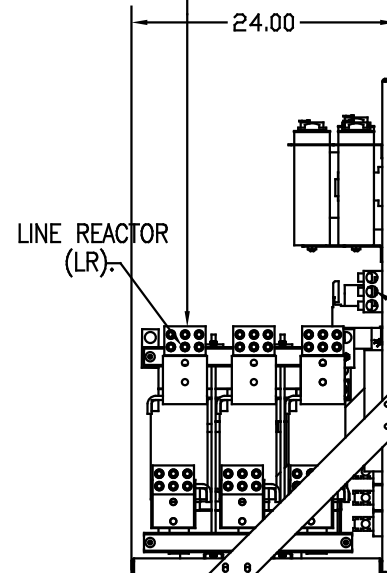
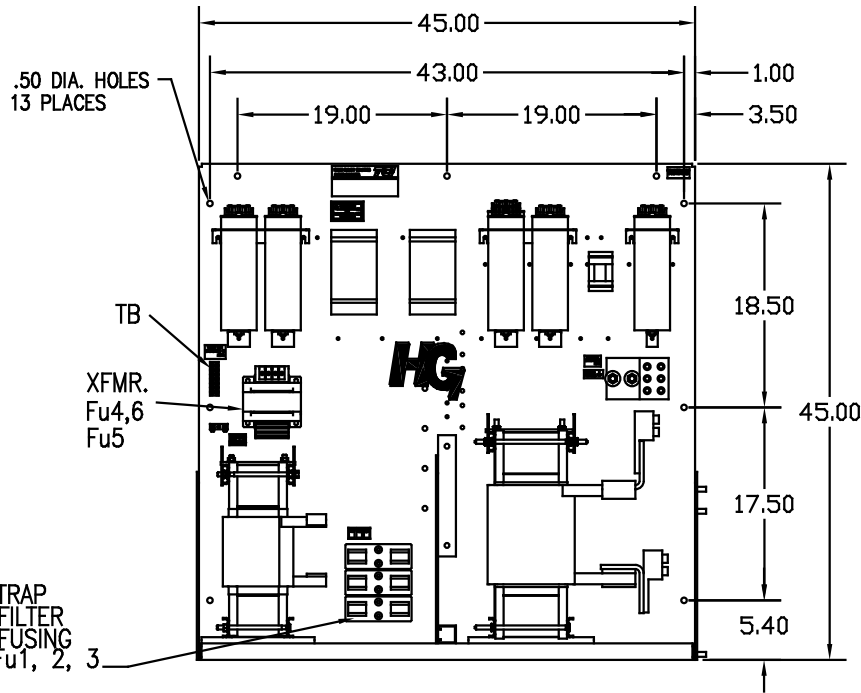

UNIT SPECIFICATIONS:					
KVAR	HARMONIC	VOLT	HZ	PHASE	HP
180	5TH	480	60	3	600
ENCLOSURE		WHITE OPEN PANEL			
APPROX.WT. LBS.		1000			

SYMBOL	TCI PART NUMBER
LR	KDRY1T
TR	KTR180A65HG
CAP1 -9 (20 KVAR)	KCAP20A6B
CNT1,2	23368
CNT3	23048
XFMR.	23899
Fu1,2,3a	12596
Fu4,6	14106
Fu5	23977

FOR SCHEMATIC SEE DWG# 26690



CUSTOMER CONNECTIONS:



CUSTOMER CONNECTIONS:
WIRE RANGE—THREE 600MCM-2
TIGHTENING TORQUE 375 IN-LB.

GROUND LUG:

WIRE RANGE—THREE 600MCM-2
TIGHTENING TORQUE 375 IN-LB.

CUSTOMER IS RESPONSIBLE FOR PROPER COOLING OF FILTER COMPONENTS.
CAPACITORS MAXIMUM AMBIENT 50°C
PC BOARD MAX. AMBIENT 40°C.

CUSTOMER IS RESPONSIBLE FOR INSTALLATION TO MEET ALL NATIONAL AND LOCAL ELECTRICAL CODES.

TOLERANCES UNLESS AS NOTED:				7878 N. 86th STREET MILWAUKEE, WI 53224
			DECIMAL	
			.XX ± .03	
			.XXX ± .01	
			FRACTIONAL ± 1/32	
			ANGULAR ± 1/2°	
NO	REVISION	DATE	BY	DATE 7/25/08 DWG. NO. 103544DG SCALE TO FIT APPR. C