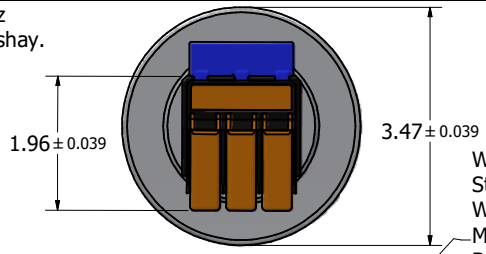


Capacitor, 20kVar, 480V, 60Hz
 Dry Version, Spring Clamp, Vishay.
 3 x 77.0uF Delta Connection
 Approx Weight: 2.86 LBS

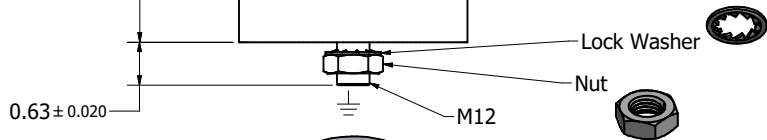



Wire Range: 14 AWG To 4 AWG
 Strip Length: 0.71 IN.
 Wire Insulation Insertion Depth: 0.315 IN.
 Maximum Ferrule Dimensions: Rectangular 0.299 IN Wide
 By 0.236 IN Thick, Long Dimension Horizontal.

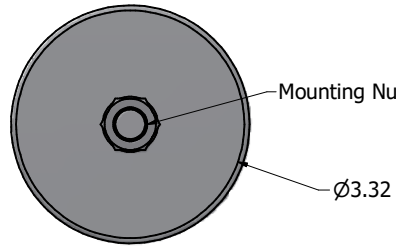
Open Lever to Insert Wire
 Release or Close Lever After Wire Is Inserted to Clamp Wire.
 Lever Is Designed for at Least 10 Operating Cycles.
 Continuous Use Can Result in Excessive Wear.



**Required Clearance
 For Overpressure
 Tear-Off Expansion**



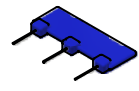
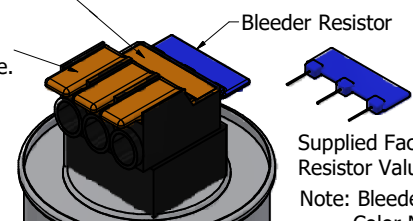
0.63 ± 0.020



Mounting Nut Tightening Torque: 88.5 (LBS-IN) 10 [Nm].

**Warning: Bleeder Resistor Must Be Installed
 In Every Capacitor
 Capacitor Voltage Will Not Discharge After
 Switching Power Off Without Bleeder Resistor Installed.**

Press Orange Plate Marked "PUSH" To Insert Resistor
 Leads Into Capacitor Terminal Block.
 Body Of Resistor Will Be Flush With Terminal Block.



Supplied Factory Bleeder
 Resistor Value, 207k
 Note: Bleeder Resistor
 Color May Vary.

Warning

After switching off the power, always allow 5 minutes for the capacitors in the filter and in the drive to discharge before working on the filter, the drive, the motor, or the connecting wiring. It is a good idea to check with a voltmeter to make sure that all sources of power have been disconnected and that all capacitors have discharged before beginning work.

Material(s) Shall be RoHS Compliant
 Material(s) shall meet REACH requirements
 Dimensions are in inches unless otherwise specified.

| | | | | | | | | | | | | |
|---------------------------------|---|--------|-----|----------|----------|-------|----------|----------|-------|---|---|-------------|
| TOLERANCES (EXCEPT AS NOTED) | THE INFORMATION AND DESIGN CONTAINED IN THIS DRAWING ARE CONFIDENTIAL AND THE PROPRIETARY PROPERTY OF ALLIENT INC. AND ITS SUBSIDIARIES. NEITHER THIS DESIGN NOR ANY INFORMATION CONTAINED IN THIS DRAWING MAY BE REPRODUCED OR DISCLOSED TO OTHERS WITHOUT THE EXPRESS WRITTEN CONSENT OF ALLIENT INC. AND ITS SUBSIDIARIES. | DES BY | dsw | DATE | 12/19/24 | SCALE | 1:1.3 | DES. NO. | 32815 | SIZE | C | SHT. 1 OF 1 |
| | | NO | ECO | REVISION | DATE | BY | 12/19/24 | DSW | 32815 | W132N10611 Grant Drive Germantown, WI 53022 © 2024 Allient Inc. | | |