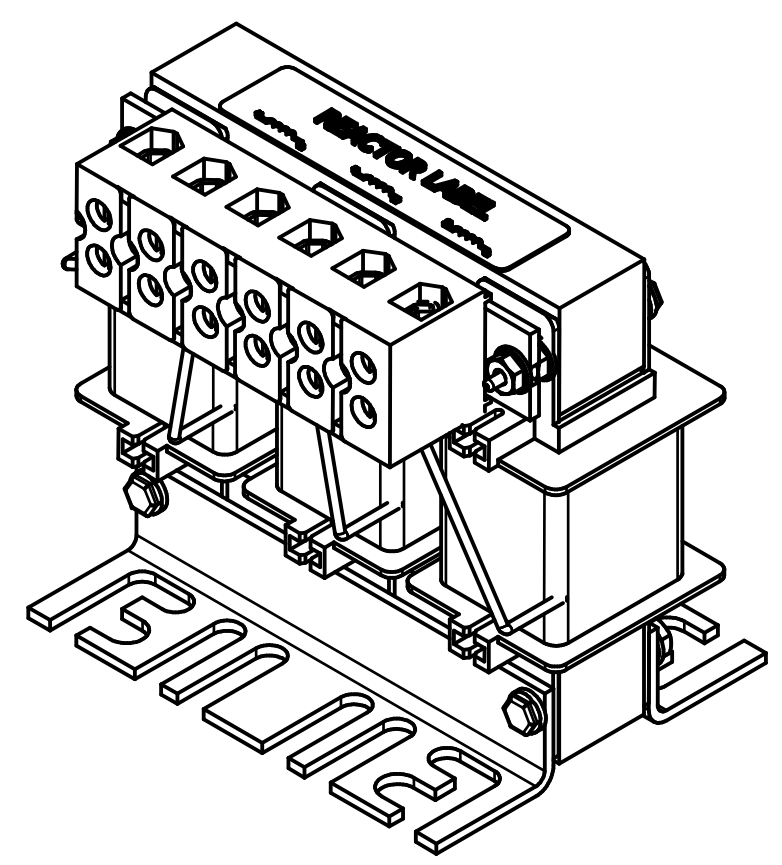


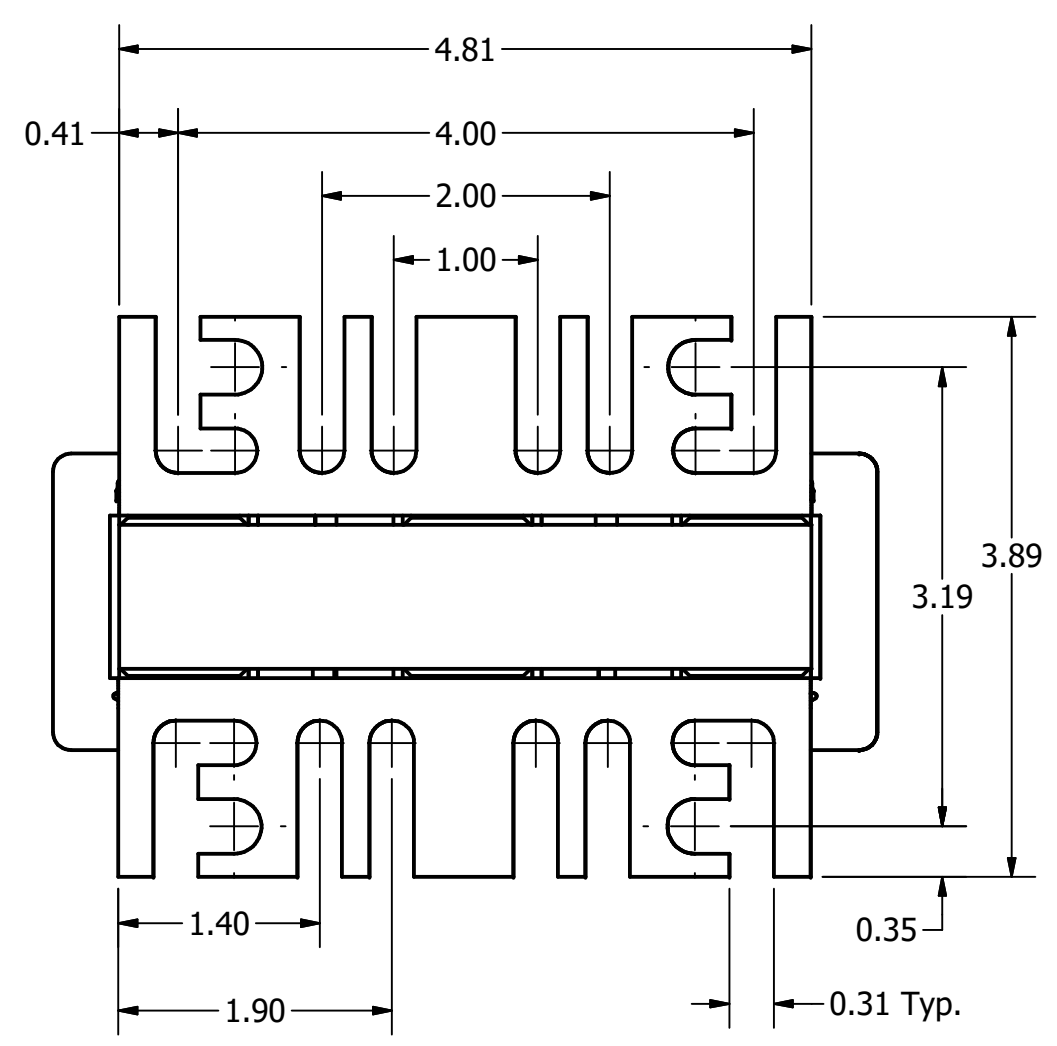
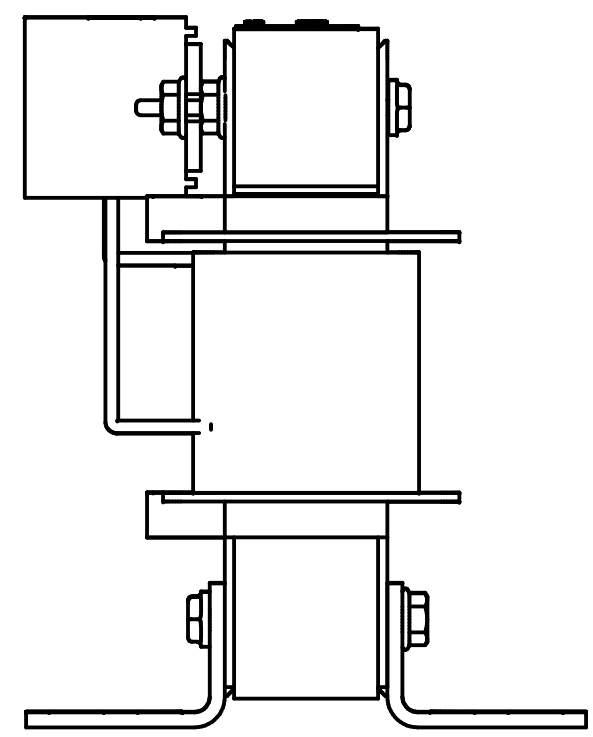
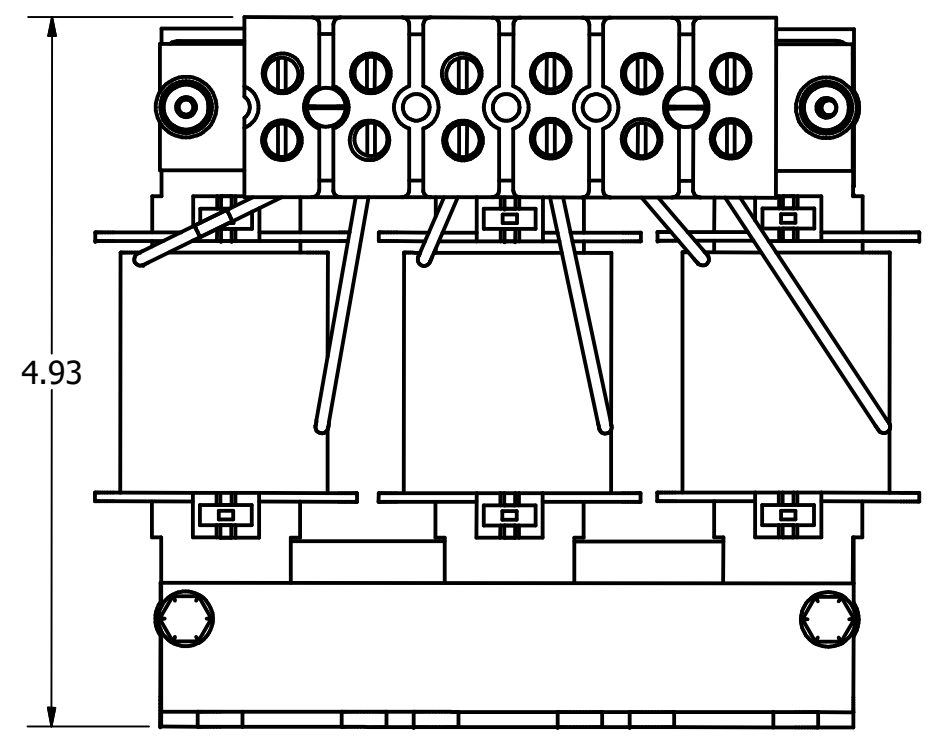
(Customer Connections) Markings On Terminal Block For Reference Only.

Wire Range: 4-18 AWG.  
Torque : 20 In-lbs (2.3 Nm)

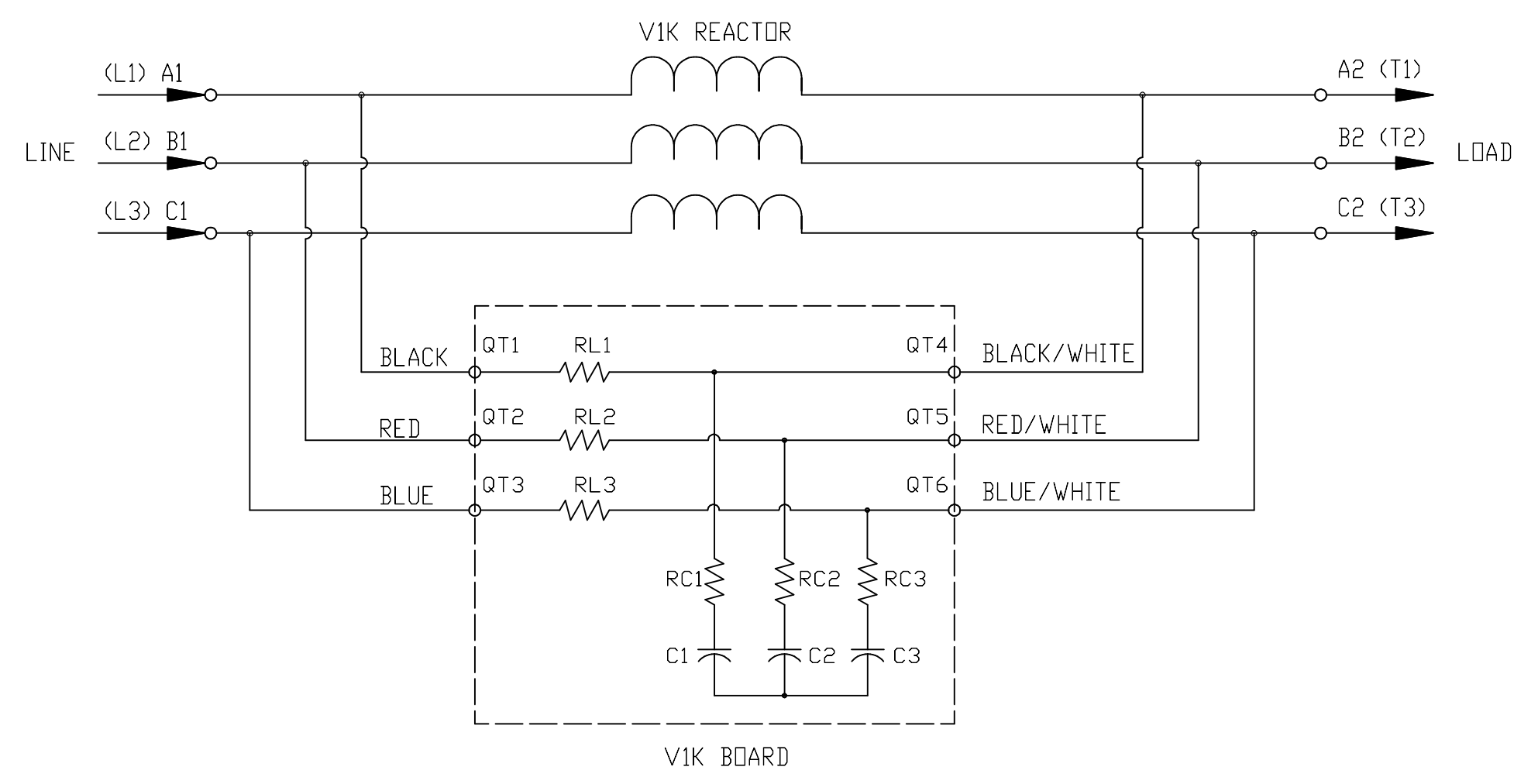


V1k Reactors						
TCI Part#	Motor Amps (A)	Maximum Amps (A)	Max Voltage	Total Loss (W)	mH	Weight (LBS)
KDRB3R	16	16	600	31	.600	8
KDRB4R	18	18	600	39	.600	8
KDRB5R	21	21	600	53	.600	8
KDRB6R	25	25	600	75	.600	8
KDRB7R	27	27	600	70	.480	8

- Notes: 1. UL file number: cULus Listed File E116124.  
 2. V1K Drive Reactors Comply With The Thermal and Altitude Standards Set Forth by NEMA ST20-1992.  
 3. V1K IOM Manual Part Number 31259  
 4. Material(s) Shall be RoHS Compliant  
 5. Customer Is Responsible For Installation To Meet All National And Local Electrical Codes.



### V1K SCHEMATIC



Material(s) Shall be RoHS Compliant

TCI, LLC CLAIMS PROPRIETARY RIGHTS IN THE MATERIAL HEREIN DISCLOSED. IT IS SUPPLIED WITHOUT PREJUDICE TO ANY PATENT RIGHTS OF TCI AND MAY NOT BE REPRODUCED OR USED TO MANUFACTURE ANYTHING SHOWN THEREIN WITHOUT WRITTEN PERMISSION FROM TCI.

TOLERANCES (EXCEPT AS NOTED)			
DECIMAL			
	.XX ± .25		
	.XXX ± .10		
FRACTIONAL			
B	4653 Max Voltage Added. IOM Updated	02/28/19	JRN
A	As Designed	03/05/18	JRN
ANGULAR			
NO	REVISION	DATE	BY
			± 1°

**TCI** W132 N10611 Grant Drive  
Germantown, WI 53022

V1K B Frame Reactor Drawing

DRN BY: JRN DATE: 03/05/18 107649DG  
SCALE: 1:1 APRVD: SIZE: C SHT. 1 OF 1

CUSTOMER IS RESPONSIBLE FOR INSTALLATION TO MEET ALL NATIONAL AND LOCAL ELECTRICAL CODES.