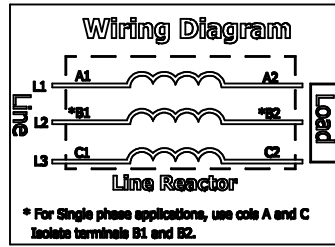
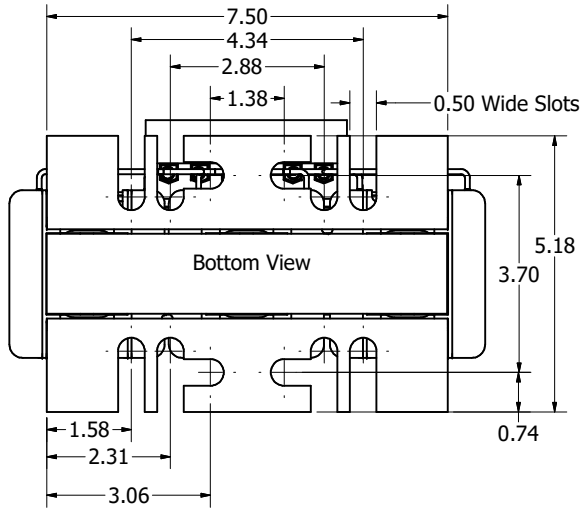
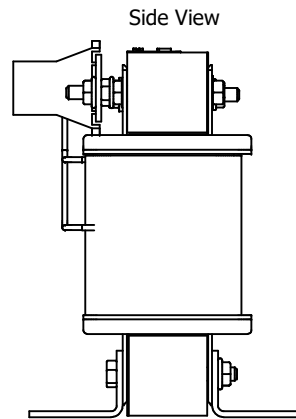
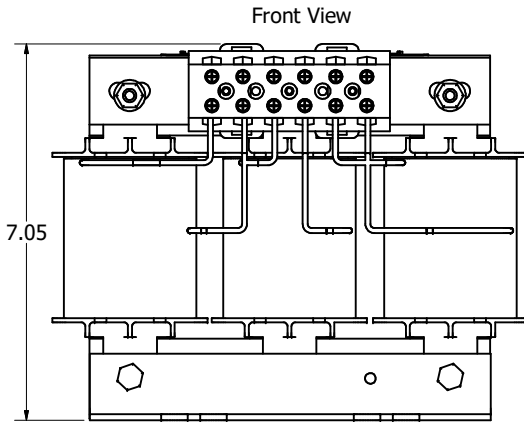
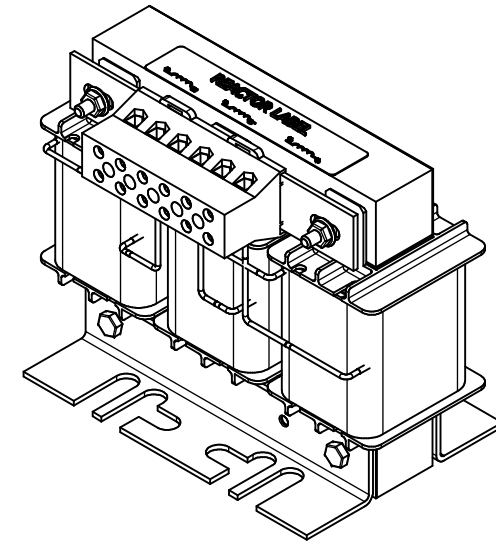


(Customer Connections)  
Markings On Terminal Block  
For Reference Only.



575 Rated Voltage, 600 Max Voltage, Output						
Part Number	Horsepower (HP)	Motor Amps (A)	Maximum Amps (A)	Inductance (uH)	Losses (W)	Weight (LBS)
KDRF31P	60	62	80	144	105	25
KDRF32P	75	77	80	143	105	25

Wire Range: 1- 4 AWG. Torque : 35 IN-LBS (3.95 Nm)  
 6- 14 AWG. Torque : 30 IN-LBS (3.39 Nm)  
 16- 20 AWG. Torque : 25 IN-LBS (2.28 Nm)  
 22 AWG. Torque : 20 IN-LBS (2.26 Nm)



**TCL** (800) 824-8282 [trenchcoil.com](http://trenchcoil.com)

KDRF Drive Reactor  
 575V, 600V Max, -A Max, Ref 18  
 3PH, 50/60Hz, 1-4 Phase, 600V Max, -A Max, Ref 18  
 40C Amp Max, 120C Max  
 Manual P30005

UL LISTED cULus LISTED CE

DATE CODE:

Notes:

1. UL file number: cULus Listed File E116124.
2. KDR Drive Reactors Comply With The Thermal and Altitude Standards Set Forth by NEMA ST20-1992.
3. KDR IOM Manual Part Number 30895
4. NEC Current For 208/240 Volts, Horsepower Based On 208 Volts.
5. Material(s) Shall be RoHS Compliant
6. Customer Is Responsible For Installation To Meet All National And Local Electrical Codes.

THE INFORMATION AND DESIGNS CONTAINED IN THIS DRAWING ARE CONFIDENTIAL AND THE PROPRIETARY PROPERTY OF ALLIED MOTION TECHNOLOGIES INC. AND ITS SUBSIDIARIES. NEITHER THIS DESIGN NOR ANY INFORMATION CONTAINED IN THIS DRAWING MAY BE REPRODUCED OR DISCLOSED TO OTHERS WITHOUT THE EXPRESS WRITTEN CONSENT OF ALLIED MOTION TECHNOLOGIES INC. AND ITS SUBSIDIARIES.				TOLERANCES (EXCEPT AS NOTED) DECIMAL .XX ± .25 .XXX ± .10 FRACTIONAL ± 1/32 ANGULAR ± 1°				 W132N10611 (Rev 13 Feb) Germantown, WI 53022 © 2024 TCL, LLC An <i>allied Motion</i> Company KDR F Frame, Terminal Block Reactor Drawing DWN BY: DSW DATE: 6/7/2024 107515-5DG SCALE: 1:2 DRAWN BY: [Signature]	
A	6688-107515-1 to 107515-5	6/7/2024	DSW	NO	REVISION	DATE	BY	1	