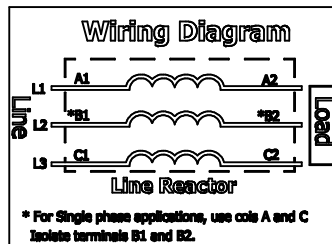
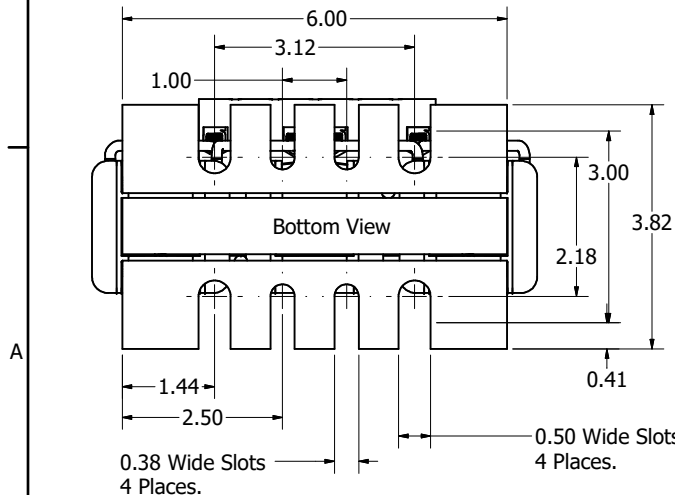
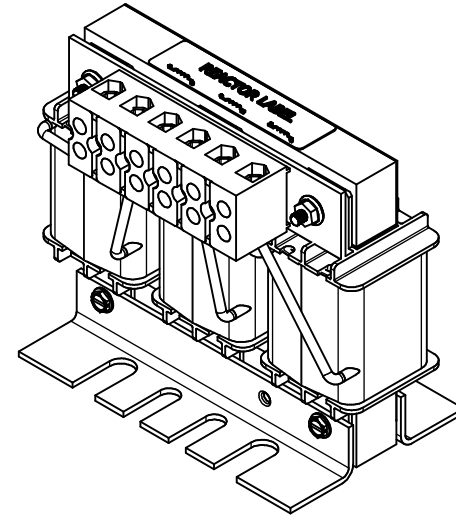
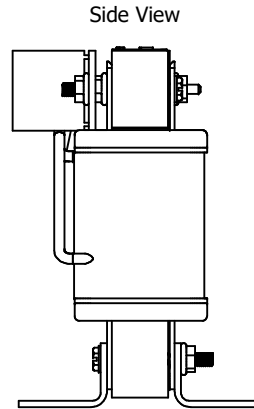
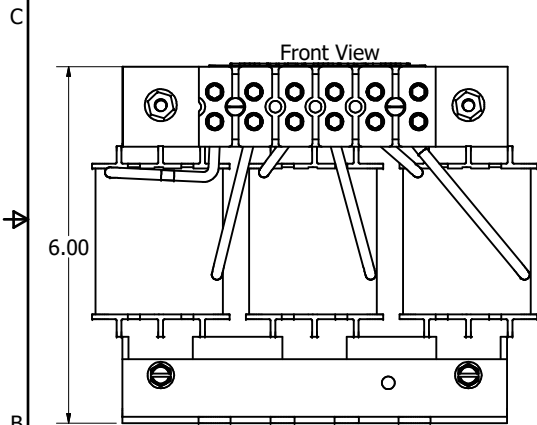


(Customer Connections)  
Markings On Terminal Block  
For Reference Only.

Wire Range: 4-18 AWG.  
Torque : 20 IN-LBS (2.3 Nm)



575 Rated Voltage, 600 Max Voltage, Output

Part Number	Horsepower (HP)	Motor Amps (A)	Maximum Amps (A)	Inductance (uH)	Losses (W)	Weight (LBS)
KDRD31P	15	17	18	643	27	10
KDRD32P	20	22	25	439	43	10
KDRD35P	25	27	27	460	43	10
KDRD33P	30	32	35	329	55	10
KDRD34P	40	41	45	256	59	12

**TCl** (800) 824-8282 [transcoll.com](http://transcoll.com)

TCl, LLC  
Germanstown, WI, USA  
[transcoll.com](http://transcoll.com)  
800-824-8282

KDR Drive Reactor  
KDR - Motor Amps ---  
SPL, 80/60Hz, ---V Rated, 600V Max, -A Max, RoHS  
40C Amb Max, 138C Rise  
Manual #30895

UL LISTED CE  
www.ul.com

DATE CODE A1 A2 B1 B2 C1 C2

Notes:

1. UL file number: cULus Listed File E116124.
2. KDR Drive Reactors Comply With The Thermal and Altitude Standards Set Forth by NEMA ST20-1992.
3. KDR IOM Manual Part Number 30895
4. Material(s) Shall be RoHS Compliant
5. Customer Is Responsible For Installation To Meet All National And Local Electrical Codes.

THE INFORMATION AND DESIGNS CONTAINED IN THIS DRAWING ARE CONFIDENTIAL AND THE PROPRIETARY PROPERTY OF ALLIED MOTION TECHNOLOGIES INC. AND ITS SUBSIDIARIES. NEITHER THIS DESIGN NOR ANY INFORMATION CONTAINED IN THIS DRAWING MAY BE REPRODUCED OR DISCLOSED TO OTHERS WITHOUT THE EXPRESS WRITTEN CONSENT OF ALLIED MOTION TECHNOLOGIES INC. AND ITS SUBSIDIARIES.			TOLERANCES (EXCEPT AS NOTED) DECIMAL .XX ± .25 .XXX ± .10 FRACTIONAL ± 1/16 ANGULAR ± 1°			W132N10611 (Rev 13 Feb Germanstown, WI 53022) © 2024 TCl, LLC KDR D Frame, Terminal Block Reactor Drawing DWN BY: DSW DATE: 6/11/2024 107513-7DG SCALE: 1/1/5 DRAWN: JCE SHEET 1 OF 1	
A	6688, 107513-1 to 107513-7	6/11/2024	DSW	NO	REVISION	DATE	BY