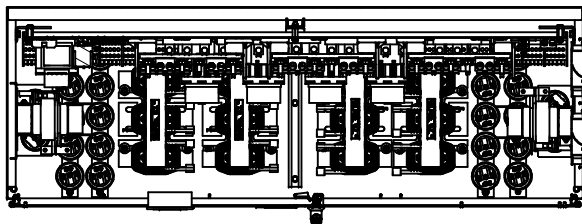
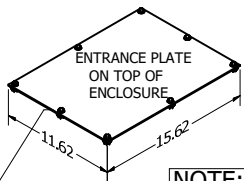


Customer Input Connection  
(600MCM-4 AWG Wire Range)  
And Ground Connection.  
(350MCM-6 AWG Wire Range)  
See IOM Manual  
For Torque Information.

PFCA0500AW1C041C  
500kVar, 6 Steps  
(4-100kVar), (2-50kVar), 480V

Approx Weight: 2105LBS



D

D

C

C

B

B

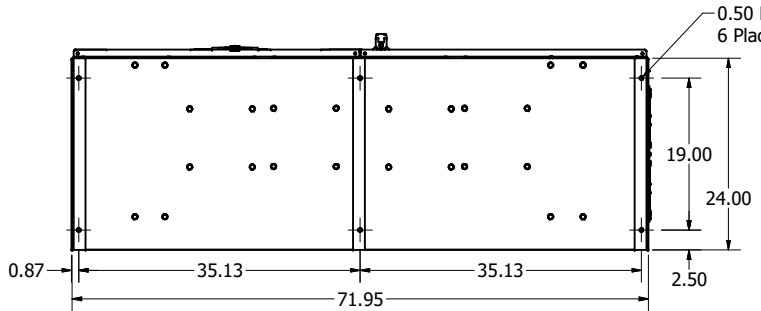
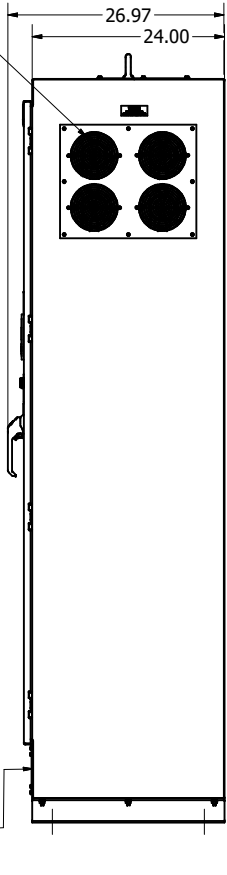
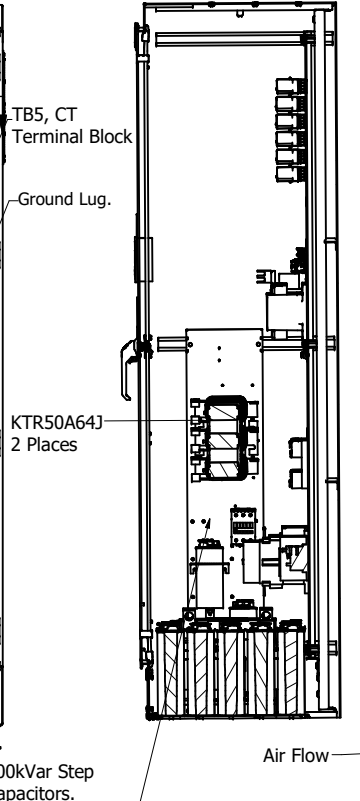
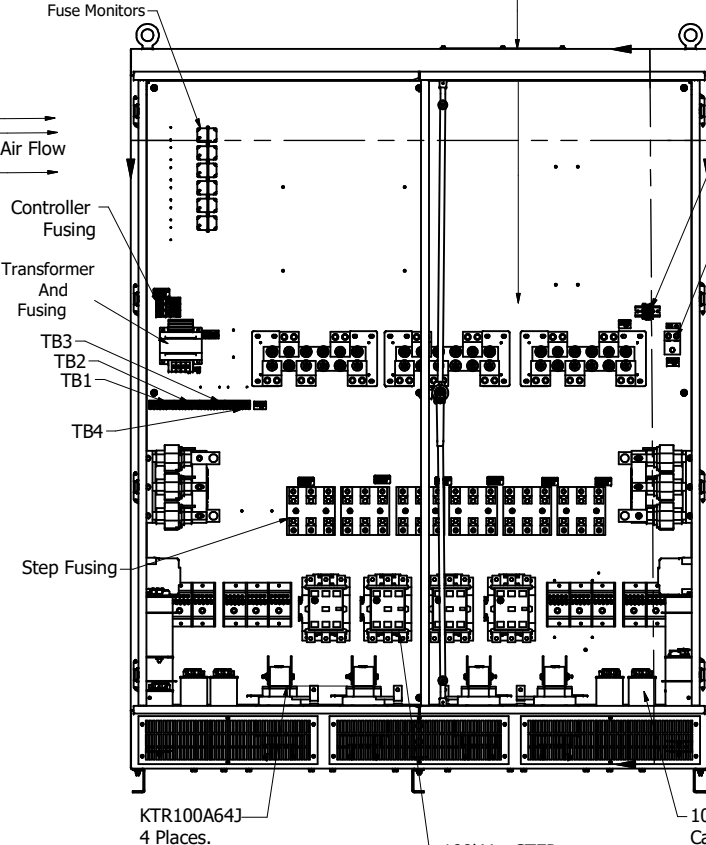
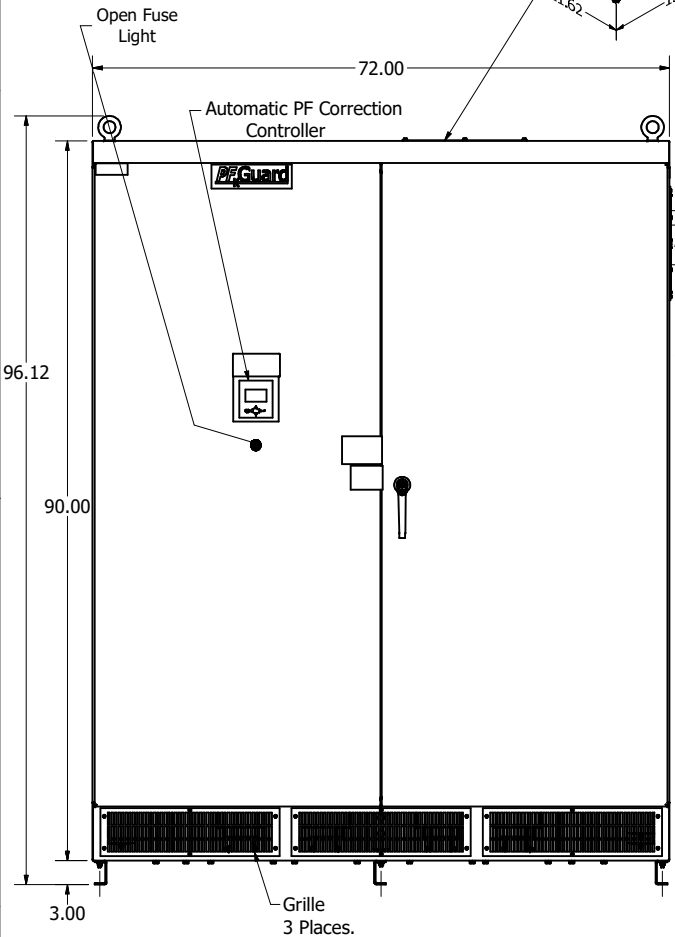
A

A

NOTE: 6" CLEARANCE NEEDED  
FOR AIR FLOW.

Customer Entrance

(4) 6" Fans



See Schematic Drawing# 29763

Material(s) Shall be RoHS Compliant

TCI, LLC CLAIMS PROPRIETARY RIGHTS IN THE MATERIAL HEREIN DISCLOSED. IT IS SUPPLIED WITHOUT PREJUDICE TO ANY PATENT RIGHTS OF TCI AND MAY NOT BE REPRODUCED OR USED TO MANUFACTURE ANYTHING SHOWN THEREIN WITHOUT WRITTEN PERMISSION FROM TCI.

NO	REVISION	DATE	BY
C	4649 Update TB'S	2/25/19	DSW

TOLERANCES (EXCEPT AS NOTED)
DECIMAL
.XX ± .25
.XXX ± .10
FRACTIONAL
± 1/16
ANGULAR
± 1°

**TCI** W132 N10611 Grant Drive  
Germantown, WI 53022

PF Guard, 500kVAR, 480V, Full and Half Steps  
Fuse Monitor With Light, Terminal Block

DRN BY: DSW DATE: 9/1/15 106109DG  
SCALE: 1/12

SHT 1 OF 1