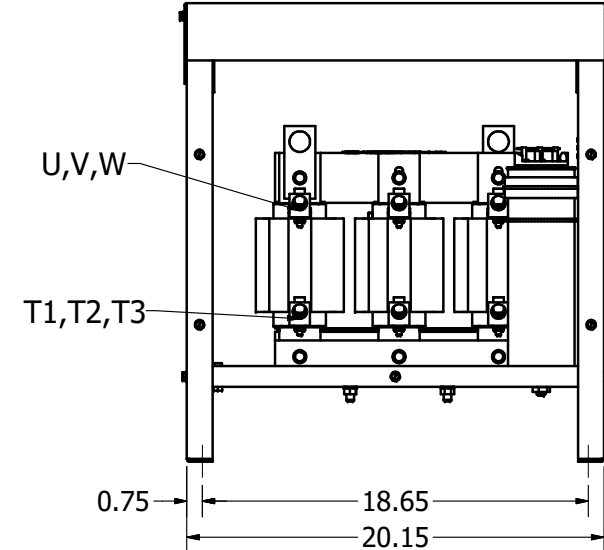
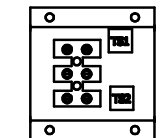
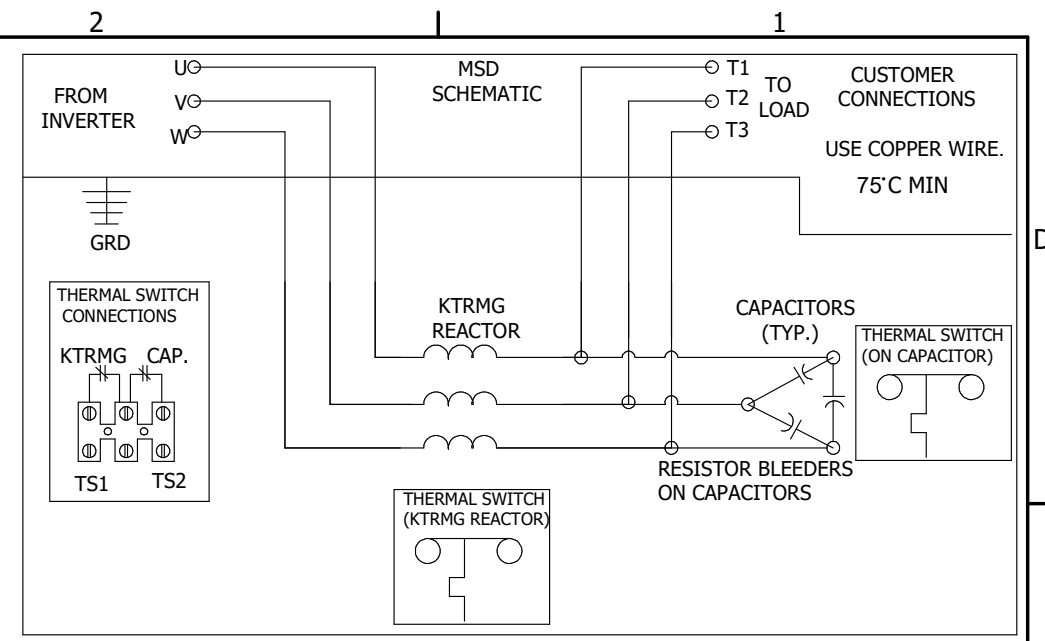


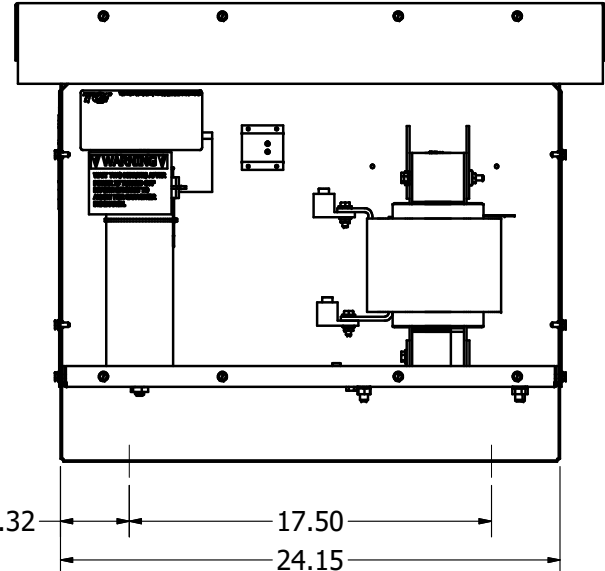
SUGGESTED CUSTOMER ENTRANCE.



0.50 DIA HOLES 4 PLACES.



THERMAL SWITCH CONNECTION'S LOCATED ABOVE CAPACTIOR.



MSD PART NUMBER	HP	VOLTAGE	CURRENT	WEIGHT	PRESSURE TERMINAL WIRE RANGE
MSD0160C300	150	600V	160 AMPS	195LBS	250MCM-1 AWG

NOTE: FOR WIRE RANGE AND TORQUE INFORMATION SEE IOM MANUAL.

CUSTOMER IS RESPONSIBLE FOR INSTALLATION TO MEET ALL NATIONAL AND LOCAL ELECTRICAL CODES.

				TOLERANCES (EXCEPT AS NOTED)		W132 N10611 Grant Drive Germantown, WI. 53022	
				DECIMAL			
				.XX +/- .25		MSD0160C300 MotorShield Sinewave Filter 600/3/60, Type 1/3R.	
				.XXX +/- .10			
C mvd 110 & 130 to 105804		5/5/20	MJS	FRACTIONAL		DRN. BY: BWM DATE: 4/7/16 SCALE: 1/6 DWG. No.: 105805DG SHEET 1 OF 1	
B 3696 ADD DISCHARGE		8/1/16	DSW	ANGULAR			
A AS DESIGNED		4/7/16	BWM	TOLERANCE			
NO	REVISION	DATE	BY	+/- 1°			