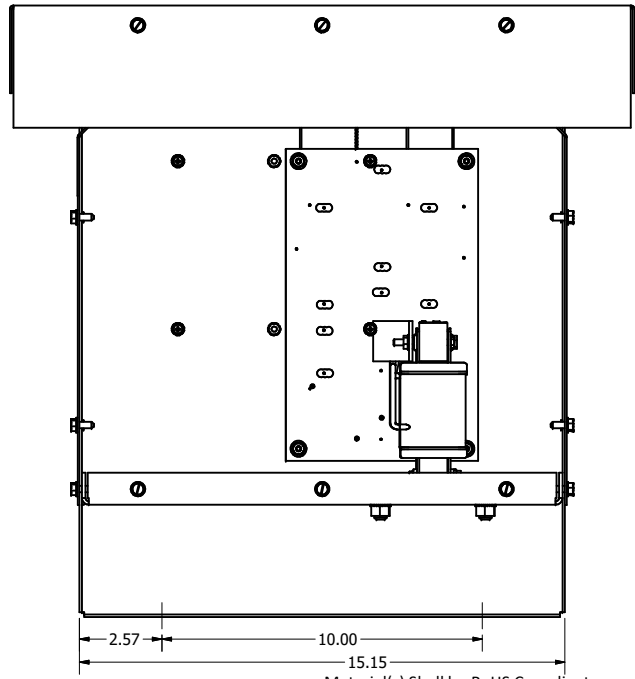
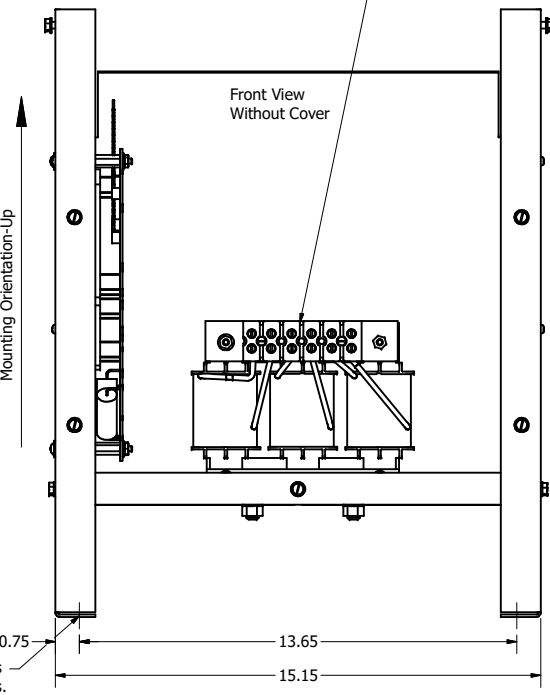
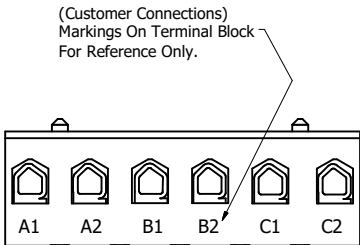
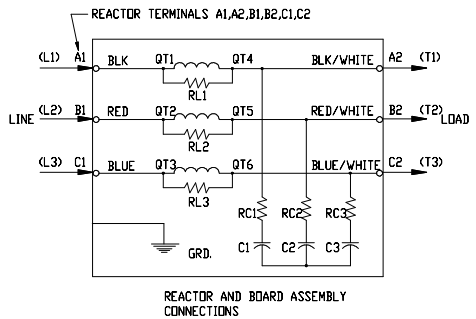


See V1K Installation Guide For Terminal Wire Size And Torque Information.
 Note: Maintain Clearance of 3 Inches On All Sides To Other Equipment.

V1K Part Number	Max Voltage	Amps	Phase	Weight (LBS)
V1K35A03	600	35	3	56
V1K35A03EX	600	35	3	56
V1K45A03	600	45	3	56
V1K45A03EX	600	45	3	56
V1K55A03	600	55	3	56
V1K55A03EX	600	55	3	56



Material(s) Shall be RoHS Compliant

Customer Is Responsible For Installation to Meet All National And Local Electrical Codes.
 NOTE: USE ONLY HUBS OR FITTINGS THAT COMPLY WITH UL514B FOR TYPE 3R ENCLOSURES

TCI, LLC CLAIMS PROPRIETARY RIGHTS IN THE MATERIAL HEREIN DISCLOSED. IT IS SUPPLIED WITHOUT PREJUDICE TO ANY PATENT RIGHTS OF TCI AND MAY NOT BE REPRODUCED OR USED TO MANUFACTURE ANYTHING SHOWN THEREIN WITHOUT WRITTEN PERMISSION FROM TCI.				TOLERANCES (EXCEPT AS NOTED) DECIMAL .XX ±.25 .XXX ±.10 FRACTIONAL ± 1/16 ANGULAR ± 1°		W132 N10611 Grant Drive Germantown, WI 53022 TCI V1K, TYPE 3R 35 Amps to 55 Amps DWN BY: DSW DATE: 4/26/17 SCALE: TO FIT 104226DG SHEET 1 OF 1	
B	4658 Rated To Max Voltage	03/04/19	JRN				
A	4030 V1K DRAWING UPDATE	6/23/17	DSW				
NO	REVISION	DATE	BY				